



County of Eastland

EASTLAND COUNTY, TEXAS

FINANCIAL STATEMENTS AND
INDEPENDENT AUDITOR'S REPORT

September 30, 2022

EASTLAND COUNTY, TEXAS

CONTENTS

September 30, 2022

	<u>Page</u>
Independent Auditor's Report	1-3
Management's Discussion and Analysis (Required Supplemental Information)	4-10
Basic Financial Statements:	
GOVERNMENT-WIDE FINANCIAL STATEMENTS:	
Statement of Net Position	11
Statement of Activities	12
FUND FINANCIAL STATEMENTS:	
Governmental Fund Financial Statements:	
Balance Sheet - Governmental Funds	13
Reconciliation of the Balance Sheet - Governmental Funds to the Statement of Net Position	14
Statement of Revenues, Expenditures, and Changes in Fund Balances - Governmental Funds	15
Reconciliation of the Statement of Revenues, Expenditures, and Changes in Fund Balances - Governmental Funds to the Statement of Activities	16
Fiduciary Fund Financial Statements:	
Statement of Fiduciary Net Position	17
Statement of Changes in Fiduciary Net Position	18
NOTES TO THE FINANCIAL STATEMENTS	19-40
REQUIRED SUPPLEMENTAL INFORMATION OTHER THAN MD&A:	
Schedule of Revenues, Expenditures, and Changes in Fund Balance Budget and Actual - General Fund	41
Schedule of Revenues, Expenditures, and Changes in Fund Balance Budget and Actual - Road and Bridge Fund	42
Schedule of Changes in Net Pension Liability and Related Ratios - Pension Plan	43
Schedule of Contributions - Pension Plan	44
Schedule of Changes in Total OPEB Liability and Related Ratios - Other Postemployment Benefits - Group Term Life	45
Schedule of Changes in Total OPEB Liability and Related Ratios - Other Postemployment Benefits - Health Care	46

SUPPLEMENTARY INFORMATION - COMBINING AND INDIVIDUAL NONMAJOR AND
FIDUCIARY FUND FINANCIAL STATEMENTS:

Nonmajor Governmental Funds:

Combining Balance Sheet - Nonmajor Governmental Funds	47-52
Combining Statement of Revenues, Expenditures, and Changes in Fund Balances - Nonmajor Governmental Funds	53-58

Fiduciary Funds:

Combining Statement of Fiduciary Net Position - Custodial Funds	59-62
Combining Statement of Changes in Fiduciary Net Position - Custodial Funds	63-66

INTERNAL CONTROLS SECTION:

Independent Auditor's Report on Internal Control Over Financial Reporting and on Compliance and Other Matters Based on an Audit of Financial Statements Performed in Accordance With <i>Governmental Auditing Standards</i>	67-68
Independent Auditor's Report on Compliance for each Major Federal Program and on Internal Control Over Compliance Required by the Uniform Guidance	69-70
Schedule of Findings and Questioned Costs	71
Schedule of Prior Audit Findings	72
Schedule of Expenditures of Federal Awards	73
Notes to Schedule of Expenditures of Federal Awards	74

June 23, 2023

**The Honorable County Judge and Commissioners
Comprising the Commissioner's Court of
Eastland County, Texas**

INDEPENDENT AUDITOR'S REPORT

Report on the Financial Statements

Opinions

We have audited the financial statements of the governmental activities, each major fund, and the aggregate remaining fund information of Eastland County, Texas (the "County") as of and for the year ended September 30, 2022, and the related notes to the financial statements, which collectively comprise the County's basic financial statements as listed in the table of contents.

In our opinion, the financial statements referred to above present fairly, in all material respects, the respective financial position of the governmental activities, each major fund, and the aggregate remaining fund information of Eastland County, Texas as of September 30, 2022, and the respective changes in financial position, for the year then ended in accordance with accounting principles generally accepted in the United States of America.

Basis for Opinions

We conducted our audit in accordance with auditing standards generally accepted in the United States of America (GAAS) and the standards applicable to financial audits contained in *Government Auditing Standards*, issued by the Comptroller General of the United States. Our responsibilities under those standards are further described in the Auditor's Responsibilities for the Audit of the Financial Statements section of our report. We are required to be independent of Eastland County, Texas, and to meet our other ethical responsibilities, in accordance with the relevant ethical requirements relating to our audit. We believe that the audit evidence we have obtained is sufficient and appropriate to provide a basis for our audit opinions.

Responsibilities of Management for the Financial Statements

Management is responsible for the preparation and fair presentation of these financial statements in accordance with accounting principles generally accepted in the United States of America; this includes the design, implementation, and maintenance of internal control relevant to the preparation and fair presentation of financial statements that are free from material misstatement, whether due to fraud or error.

In preparing the financial statements, management is required to evaluate whether there are conditions or events, considered in the aggregate, that raise substantial doubt about the County's ability to continue as a going concern for twelve months beyond the financial statement date, including any currently known information that may raise substantial doubt shortly thereafter.

Auditor's Responsibilities for the Audit of the Financial Statements

Our objectives are to obtain reasonable assurance about whether the financial statements as a whole are free from material misstatement, whether due to fraud or error and to issue an auditor's report that includes our opinions. Reasonable assurance is a high level of assurance but is not absolute assurance and therefore is not a guarantee that an audit conducted in accordance with GAAS and *Government Auditing Standards* will always detect a material misstatement when it exists. The risk of not detecting a material misstatement resulting from fraud is higher than for one resulting from error, as fraud may involve collusion, forgery, intentional omissions, misrepresentations, or the override of internal control. Misstatements are considered material if there is a substantial likelihood that, individually or in the aggregate, they would influence the judgment made by a reasonable user based on the financial statements.

In performing an audit in accordance with GAAS and *Government Auditing Standards*, we:

- Exercise professional judgment and maintain professional skepticism throughout the audit.
- Identify and assess the risks of material misstatement of the financial statements, whether due to fraud or error, and design and perform audit procedures responsive to those risks. Such procedures include examining, on a test basis, evidence regarding the amounts and disclosures in the financial statements.
- Obtain an understanding of internal control relevant to the audit in order to design audit procedures that are appropriate in the circumstances, but not for the purpose of expressing an opinion on the effectiveness of the County's internal control. Accordingly, no such opinion is expressed.
- Evaluate the appropriateness of accounting policies used and the reasonableness of significant accounting estimates made by management, as well as evaluate the overall presentation of the financial statements.
- Conclude whether, in our judgment, there are conditions or events, considered in the aggregate, that raise substantial doubt about the County's ability to continue as a going concern for a reasonable period of time.

We are required to communicate with those charged with governance regarding, among other matters, the planned scope and timing of the audit, significant audit findings, and certain internal control-related matters that we identified during the audit.

Required Supplementary Information

Accounting principles generally accepted in the United States of America require that the Management's Discussion and Analysis on pages 4 through 10, Schedule of Revenues, Expenditures, and Changes in Fund Balance Budget and Actual - General Fund on page 41, Schedule of Revenues, Expenditures, and Changes in Fund Balance Budget and Actual - Road and Bridge Fund on page 42, Schedule of Changes in Net Pension Liability and Related Ratios - Pension Plan on page 43, Schedule of Contributions - Pension Plan on page 44, Schedule of Changes in Total OPEB Liability and Related Ratios - Other Postemployment Benefits - Group Term Life on page 45, and Schedule of Changes in Total OPEB Liability and Related Ratios - Other Postemployment Benefits - Health Care on page 46 be presented to supplement the basic financial statements. Such information, although not a part of the basic financial statements, is required by the Governmental Accounting Standards Board which considers it to be an essential part of financial reporting for placing the basic financial statements in an appropriate operational, economic, or historical context. We have applied certain limited procedures to the required supplementary information in accordance with auditing standards generally accepted in the United States of America, which consisted of inquiries of management about the methods of preparing the information and comparing the information for consistency with management's responses to our inquiries, the basic financial statements, and other knowledge we obtained during our audit of the basic financial statements. We do not express an opinion or provide any assurance on the information because the limited procedures do not provide us with sufficient evidence to express an opinion or provide any assurance.

Supplementary Information

Our audit was conducted for the purpose of forming opinions on the financial statements that collectively comprise the County's basic financial statements. The combining and individual nonmajor and fiduciary fund financial statements (as listed in the table of contents) and Schedule of Expenditures of Federal Awards, as required by Title 2 U.S. Code of Federal Regulations (CFR) part 200, *Uniform Administrative Requirements, Cost Principles, and Audit Requirements for Federal Awards*, are presented for purposes of additional analysis and are not a required part of the basic financial statements. Such information is the responsibility of management and was derived from and relates directly to the underlying accounting and other records used to prepare the basic financial statements. The information has been subjected to the auditing procedures applied in the audit of the basic financial statements and certain additional procedures, including comparing and reconciling such information directly to the underlying accounting and other records used to prepare the basic financial statements or to the basic financial statements themselves, and other additional procedures in accordance with auditing standards generally accepted in the United States of America. In our opinion, the other supplementary information and Schedule of Expenditure of Federal Awards is fairly stated, in all material respects, in relation to the basic financial statements as a whole.

Other Reporting Required by *Government Auditing Standards*

In accordance with *Government Auditing Standards*, we have also issued our report dated June 23, 2023 on our consideration of the Eastland County, Texas' internal control over financial reporting and on our tests of its compliance with certain provisions of laws, regulations, contracts, and grant agreements and other matters. The purpose of that report is to describe the scope of our testing of internal control over financial reporting and compliance and the results of that testing, and not to provide an opinion on internal control over financial reporting or on compliance. That report is an integral part of an audit performed in accordance with *Government Auditing Standards* in considering Eastland County, Texas' internal control over financial reporting and compliance.

A handwritten signature in dark ink that reads "Condley and Company, L.L.P." in a cursive, flowing script.

Certified Public Accountants

REQUIRED SUPPLEMENTARY INFORMATION –
MANAGEMENT'S DISCUSSION AND ANALYSIS

EASTLAND COUNTY, TEXAS

MANAGEMENT'S DISCUSSION AND ANALYSIS

September 30, 2022

Our discussion and analysis of the County's financial performance provides an overview of the County's financial activities for the fiscal year ended September 30, 2022. Please read it in conjunction with the County's financial statements that begin on page 11.

USING THIS ANNUAL REPORT

This annual report is presented in a format consistent with the presentation requirements of the Governmental Accounting Standards Board (GASB) Statement No. 34.

Report Components

This annual report consists of five parts as follows:

Government-Wide Financial Statements

The statement of net position and the statement of activities (pages 11-12) provide information about the activities of the County government-wide (or "as a whole") and present a longer-term view of the County's finances.

Fund Financial Statements

Fund financial statements (pages 13-18) focus on the individual parts of the County government. Fund financial statements also report the County's operations in more detail than the government-wide statements by providing information about the County's most significant ("major") funds. For governmental activities, these statements tell how these services were financed in the short term as well as what remains for future spending. Fiduciary funds are also reported to reflect changes in agency and employee retirement funds.

Notes to the Financial Statements

The notes to the financial statements (pages 19-40) are an integral part of the government-wide and fund financial statements and provide expanded explanations and detail regarding the information reported in the statements.

Required Supplementary Information

Management's discussion and analysis (pages 4-10), budgetary comparison schedules (pages 41-42), pension schedules (pages 43-44), and OPEB schedules (pages 45-46) represent financial information required by accounting principles generally accepted in the United States of America to be presented. Such information provides users of this report with additional data that supplements the government-wide statements, fund financial statements, and notes (referred to as "the basic financial statements").

Supplementary Information

This part of the annual report (pages 47-66) includes optional financial information such as combining statements for nonmajor funds (which are added together and shown in the fund financial statements in a single column). Also included in this section are fiduciary fund statements which provide information about the financial relationships in which the County acts solely as a trustee or agent for the benefit of others, to whom the resources in question belong. This supplementary information is provided to address certain specific needs of various users of the County's annual report.

Reporting the County as a Whole

The County's Reporting Entity Presentation

This annual report includes all activities for which the County is fiscally responsible.

The Government-Wide Statement of Net Position and the Statement of Activities

Our financial analysis of the County as a whole begins on page 11. The government-wide financial statements are presented on pages 11 through 12. One of the most important questions asked about the County's finances is, "Is the County as a whole better off or worse off as a result of the year's activities?" The statement of net position and the statement of activities report information about the County as a whole and about its activities in a way that helps answer this question.

These two statements report the County's net position and change in them. The statement of net position presents information on all of Eastland County's assets and liabilities, with the difference between the two being reported as net position. Deferred outflows and inflows of resources are also accounted for in this statement. Over time, increases or decreases in the County's net position are one indicator of whether its financial health is improving or deteriorating. You will need to consider other non-financial factors, however, such as changes in the County's sales tax base and the condition of the County's capital assets, to assess the overall health of the County. In the statement of activities, we present information showing how the government's net position changed during the fiscal year. All changes in net position are reported as soon as the underlying event giving rise to the change occurs, regardless of the timing of the related cash flows.

Reporting the County's Most Significant Funds

The Fund Financial Statements

The fund financial statements begin on page 13 and provide detailed information about the most significant funds of the County as a whole, but do not portray the County as a whole. Some funds are required to be established by State law; however, the County establishes certain other funds to help it control and manage money for particular purposes or to show that it is meeting legal responsibilities for using certain taxes, grants, and other money. The County's two kinds of funds - governmental and fiduciary - use different accounting approaches.

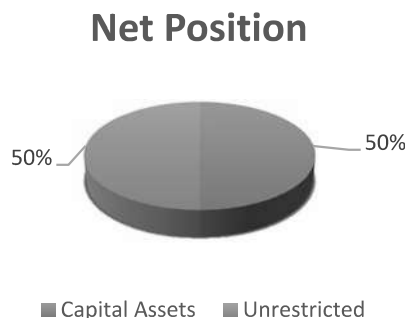
Governmental funds - Most of the County's basic services are reported in governmental funds, which focus on how money flows into and out of those funds and the balances left at year end that are available for spending. These funds report the acquisition of capital assets and payments for debt principal as expenditures and not as changes to asset and debt balances. The governmental fund statements provide a detailed short-term view of the County's general government operations and the basic services it provides. Governmental fund information helps you determine (through a review of changes to fund balance) whether there are more or fewer financial resources that can be spent in the near future to finance the County's programs. We describe the relationship (or differences) between governmental activities (reported in the statement of net position and the statement of activities) and governmental funds in reconciliations on pages 14 and 16. The County considers the general fund, the road and bridge fund, and the ARPA fund to be its significant or major governmental funds. All other governmental funds are aggregated in a single column entitled Other Nonmajor Governmental Funds.

Fiduciary funds - The County is the trustee, or fiduciary, for certain funds. The County is responsible for ensuring that the assets reported in these funds are used for their intended purposes. All of the County's fiduciary activities are reported in separate statements of fiduciary net position and changes in fiduciary net position on pages 17-18. Fiduciary funds are not reflected in the government-wide financial statements because the County cannot use these assets to finance its operations.

FINANCIAL ANALYSIS OF THE COUNTY AS A WHOLE

Net Position

Eastland County's combined net position was approximately \$10.9 million as of September 30, 2022. Approximately 50% of the County's net position reflects its investment in capital assets (e.g. land, buildings, machinery, equipment), less accumulated depreciation, and any related outstanding debt. The remaining balance of unrestricted net position may be used to meet the County's ongoing obligations to citizens and creditors.



Eastland County's combined total assets amounted to \$17,250,379. This amount included current and other assets of \$11,386,765 and capital assets of \$5,863,614. Deferred outflows of resources totaled \$952,023 as of September 30, 2022 and relate to pensions and OPEB. Total liabilities of the County as of September 30, 2022 (excluding deferred inflows) were \$4,843,840. The portion of liabilities classified as current was \$3,975,966 and long-term liabilities were \$867,874. Deferred inflows of resources totaled \$2,441,601 as of September 30, 2022, and relate to pensions and OPEB. See **Table 1** for additional variances between September 30, 2022 and 2021.

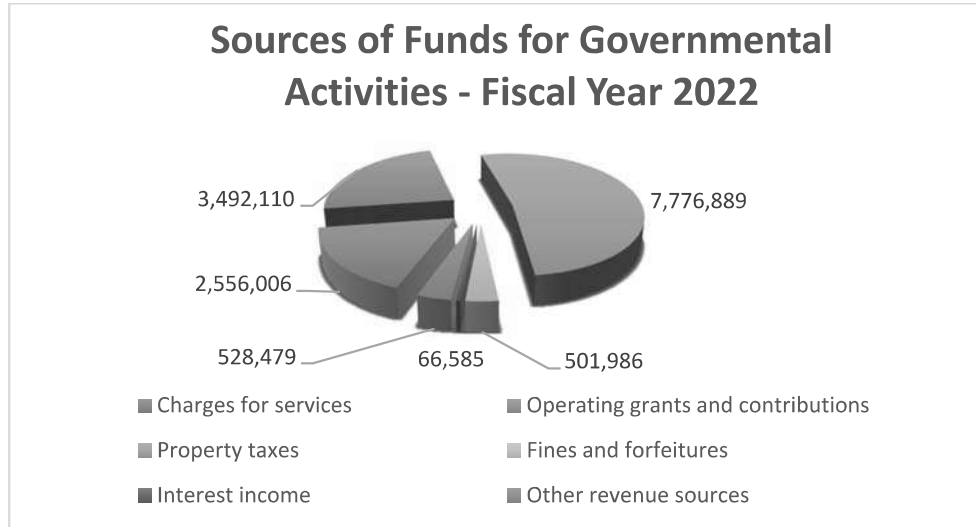
Table 1

	Governmental Activities	
	2022	2021
Assets:		
Current and other assets	\$ 11,386,765	\$ 8,979,214
Capital assets	5,863,614	5,069,443
Total Assets	<u>\$ 17,250,379</u>	<u>\$ 14,048,657</u>
Deferred Outflows of Resources	<u>\$ 952,023</u>	<u>\$ 1,613,218</u>
Liabilities:		
Current liabilities	\$ 3,975,966	\$ 2,566,568
Noncurrent liabilities	867,874	2,887,553
Total Liabilities	<u>\$ 4,843,840</u>	<u>\$ 5,454,121</u>
Deferred Inflows of Resources	<u>\$ 2,441,601</u>	<u>\$ 932,865</u>
Net position:		
Invested in capital assets, net of related debt	\$ 5,485,818	\$ 4,632,018
Unrestricted	5,431,143	4,642,871
Total Net Position	<u>\$ 10,916,961</u>	<u>\$ 9,274,889</u>

Total assets increased primarily because of an overall increase in investments related to ARPA funding received and the change from the net pension liability to a net pension asset. Liabilities decreased primarily due to a decrease in net pension liability of \$2,001,809, partially offset by an increase in accounts payable of \$1,286,471.

Changes in Net Position

Eastland County's net position increased \$1,642,072 for the year ended September 30, 2022. Total revenues for the year ended September 30, 2022 were \$14,922,055. Approximately 52% of the County's revenue comes from property taxes. Charges for services increased by \$169,061 and fines and forfeitures and other taxes increased by \$36,532. Operating grants and contributions increased \$1,162,099. Property taxes increased by \$199,089, and miscellaneous revenue (including interest income) increased by \$372,767.



For the years ended September 30, 2022 and 2021, net position of the primary government changed as follows:

Table 2

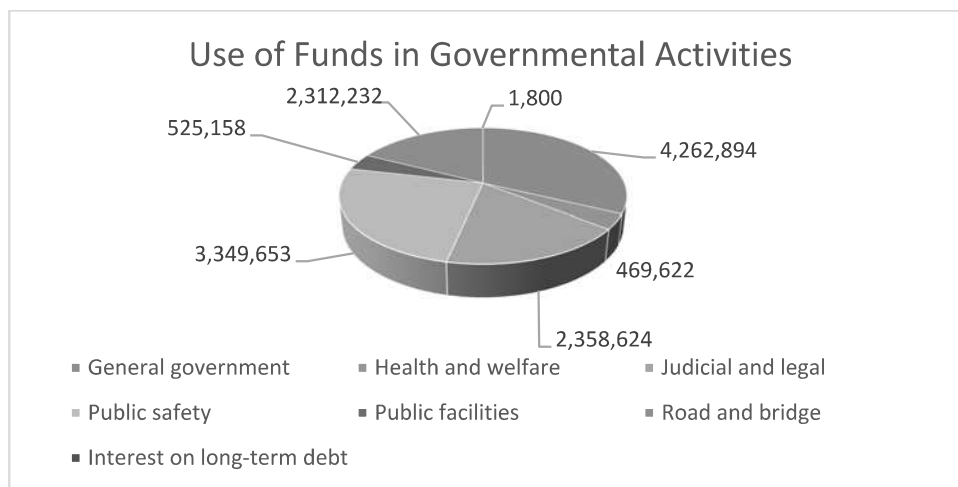
	Governmental Activities	
	2022	2021
Revenues:		
Program revenues:		
Charges for services	\$ 2,556,006	\$ 2,386,945
Operating grants and contributions	3,492,110	2,330,011
General revenues:		
Property taxes	7,776,889	7,577,800
Fines and forfeitures and other taxes	501,986	465,454
Miscellaneous	528,479	206,233
Interest income	66,585	16,064
Total Revenues	<u>14,922,055</u>	<u>12,982,507</u>
Expenses:		
General government	4,262,894	3,287,663
Judicial and legal	2,358,624	2,232,681
Public safety	3,349,653	3,282,031
Public facilities	525,158	581,848
Road and bridge	2,312,232	3,546,328
Health and welfare	469,622	566,346
Interest on long-term debt	1,800	8,275
Total Expenses	<u>13,279,983</u>	<u>13,505,172</u>
Change in Net Position	1,642,072	(522,665)
Net Position - Beginning	<u>9,774,889</u>	<u>9,797,554</u>
Net Position - Ending	<u>\$ 10,916,961</u>	<u>\$ 9,274,889</u>

Governmental Activities

To aid in the understanding of the statement of activities, some additional explanation is given. Of particular interest is the format that is significantly different from a typical statement of revenues, expenses, and changes in fund balance. You will notice that expenses are listed in the first column, with revenues from that particular program reported to the right. The result is a net (expense)/revenue. This type of format highlights the relative financial burden of each of the functions on the County's taxpayers. It also identifies how much each function draws from the general revenues or if it is self-financing through fees and grants or contributions. All other governmental revenues are reported as general. It is important to note that all taxes are classified as general revenue, even if restricted for a specific purpose.

Expenditures decreased overall by \$225,189 from the prior year, primarily due to a decrease in expenditures related to infrastructure repair as a result of flood damage as well as other general infrastructure repairs and maintenance.

The County's governmental resources were used as follows during the year ended September 30, 2022:



Total expenses for governmental activities amounted to \$13,279,983 during the year ended September 30, 2022. Of these total expenses, taxpayers and other general revenues funded \$7,231,867 while those directly benefiting from the program funded \$3,492,110 from grants and other contributions, and \$2,556,006 was provided from charges for services for the year ended September 30, 2022.

A FINANCIAL ANALYSIS OF THE COUNTY'S FUNDS

Fund Financial Highlights

- As of the end of the fiscal year, Eastland County's governmental funds reported a combined fund balance of \$6,154,732, a decrease of \$145,689 or 3% in comparison with the prior year.
- The General Fund is the chief operating fund of the County. At the end of the fiscal year, \$4,370,693 of the general fund's fund balance total of \$4,450,272 is unassigned. As a measure of the fund's liquidity, it may be useful to compare unassigned fund balance to total fund expenditures. Unassigned fund balance represents 52% of total general fund expenditures.
- The County's total expenses exceeded total revenues by \$145,689 for the year.

General Fund Budgetary Highlights

Over the course of the year, the County revised the general fund budget at various times. With these adjustments, actual expenditures (including transfers) were \$580,380 lower than the final budgeted amounts. The most significant positive variance from budgeted expenses resulted from fewer public safety expenditures than anticipated. The actual revenues were \$823,638 lower than expected.

Road and Bridge Fund Budgetary Highlights

Over the course of the year, the County revised the road and bridge fund budget at various times. With these adjustments, actual expenditures were \$118,794 lower than the final budgeted amounts. Actual revenues (including transfers and capital lease proceeds) were \$75,009 lower than expected.

CAPITAL ASSET AND DEBT ADMINISTRATION

Capital Assets

As of September 30, 2022, the County had a net balance of \$5,863,614 in a broad range of capital assets including land, buildings, roads, bridges, and equipment. This amount represents a net increase (including additions, retirements, and adjustments) of \$794,171 or 16% over last year. See **NOTE 5** in the notes to the financial statements for additional details.

Primary Government Capital Assets - (Net of accumulated depreciation)

	Governmental Activities 2022
Land	\$ 303,678
Buildings and improvements	1,317,800
Infrastructure	449,599
Furniture and equipment	3,329,022
Right of use assets	463,515
	<hr/>
Total	\$ <u>5,863,614</u>

Capital Leases

At year end, the County had outstanding finance leases totaling \$377,796 that were obtained in order to finance the acquisition of various equipment. A note payable was also outstanding for various equipment totaling \$83,810. See **NOTE 6** in the notes to the financial statements for additional details.

ECONOMIC FACTORS AND NEXT YEAR'S BUDGET AND RATES

For the upcoming fiscal year ending September 30, 2023, the County's budget is fairly consistent with this year. Budgeted expenditures for the next fiscal year are approximately the same as they were for the 2021-2022 year. The County's fund balance is projected to remain consistent.

CONTACTING THE COUNTY'S FINANCIAL MANAGEMENT

This report is designed to provide our citizens, taxpayers, customers, and creditors with a general overview of Eastland County's finances and to demonstrate the County's accountability for the money it receives. If you have questions about this report or need additional financial information, contact the County Auditor's office at Eastland County, Texas, 100 W. Main Street, Suite 205, Eastland, Texas 76448.

GOVERNMENT-WIDE FINANCIAL STATEMENTS

EASTLAND COUNTY, TEXAS
STATEMENT OF NET POSITION

September 30, 2022

	Governmental Activities
<hr/>	
ASSETS:	
Current Assets:	
Cash and cash equivalents	\$ 8,072,843
Investments	1,607,710
Taxes receivable - net of allowance for uncollectible taxes of \$259,423	259,423
Due from other funds	28,950
Due from other governments	171,418
Prepaid expenses and other assets	108,544
Capital Assets:	
Land and improvements	303,678
Buildings and improvements	4,756,542
Infrastructure - roads and bridges	21,198,688
Furniture and equipment	9,585,887
Right of use assets	601,877
Less accumulated depreciation	(30,583,058)
Net pension asset	1,137,877
TOTAL ASSETS	<hr/> 17,250,379 <hr/>
DEFERRED OUTFLOWS OF RESOURCES:	
Deferred outflows of resources related to pensions	902,907
Deferred outflows of resources related to OPEB - group term life	45,252
Deferred outflows of resources related to OPEB - health care	3,864
TOTAL DEFERRED OUTFLOWS OF RESOURCES	<hr/> 952,023 <hr/>
LIABILITIES:	
Current Liabilities:	
Accounts payable	1,398,840
Accrued wages	393,269
Accrued interest payable	775
Due to other funds	28,950
Due to other governments	33,478
Unearned revenue	1,980,196
Note payable - current	27,426
Leases payable - current	113,032
Noncurrent Liabilities:	
Note payable - long-term	56,384
Leases payable - long-term	264,764
Total OPEB liability - group term life	456,503
Total OPEB liability - health care	90,223
TOTAL LIABILITIES	<hr/> 4,843,840 <hr/>
DEFERRED INFLOWS OF RESOURCES:	
Deferred inflows of resources related to pensions	2,385,378
Deferred inflows of resources related to OPEB - group term life	1,197
Deferred inflows of resources related to OPEB - health care	55,026
TOTAL DEFERRED INFLOWS OF RESOURCES	<hr/> 2,441,601 <hr/>
NET POSITION:	
Invested in capital assets, net of related debt	5,485,818
Unrestricted	5,431,143
TOTAL NET POSITION	<hr/> \$ 10,916,961 <hr/>

The accompanying notes are an integral part of the financial statements

EASTLAND COUNTY, TEXAS
STATEMENT OF ACTIVITIES

For the Year Ended September 30, 2022

Function/Program Activities	Expenses	Program Revenues		Net (Expense)
		Charges for	Operating	Revenues and
		Services	Grants and	Changes in
			Contributions	Net Position
				Primary
				Government
				Governmental
				Activities
Primary Government:				
Governmental Activities:				
General government	\$ 4,262,894	\$ 936,721	\$ 2,090,765	\$ (1,235,408)
Judicial and legal	2,358,624	594,918	543,427	(1,220,279)
Public safety	3,349,653	754,247	9,004	(2,586,402)
Public facilities	525,158	11,647	780,669	267,158
Road and bridge	2,312,232	221,346	68,245	(2,022,641)
Health and welfare	469,622	37,127		(432,495)
Interest on long-term debt	1,800			(1,800)
Total governmental activities	13,279,983	2,556,006	3,492,110	(7,231,867)
General Revenues:				
Taxes:				
Property taxes, levied for general purposes				7,776,889
Fines and forfeitures				501,986
Gain on sale of assets				167,876
Other revenue				360,603
Interest income				66,585
Total General Revenues and Transfers				8,873,939
Change in Net Position				1,642,072
Net position - Beginning				9,274,889
Net position - Ending				\$ 10,916,961

The accompanying notes are an integral part of the financial statements.

FUND FINANCIAL STATEMENTS

EASTLAND COUNTY, TEXAS
BALANCE SHEET - GOVERNMENTAL FUNDS

September 30, 2022

	General	Road and Bridge	ARPA Fund	Other Nonmajor Governmental Funds	Total Governmental Funds
Cash and cash equivalents	\$ 3,739,607	\$ 482,125	\$ 2,161,128	\$ 1,689,983	\$ 8,072,843
Investments	1,607,710				1,607,710
Taxes receivable	518,846				518,846
Allowance for uncollectible taxes	(259,423)				(259,423)
Due from other funds	4,815	3,029		21,106	28,950
Due from other governments	31,307			140,111	171,418
Prepaid expenses and other assets	79,579	20,433		8,532	108,544
Total Assets	<u>\$ 5,722,441</u>	<u>\$ 505,587</u>	<u>\$ 2,161,128</u>	<u>\$ 1,859,732</u>	<u>\$ 10,248,888</u>
<u>LIABILITIES, DEFERRED INFLOWS</u>					
<u>OF RESOURCES, AND FUND</u>					
<u>BALANCES</u>					
Liabilities:					
Accounts payable	\$ 692,919	\$ 119,956	\$ 280,026	\$ 305,939	\$ 1,398,840
Accrued wages	265,952	38,801		88,516	393,269
Due to other funds	21,769			7,181	28,950
Due to other governments	32,106			1,372	33,478
Unearned revenue			1,867,673	112,523	1,980,196
Total Liabilities	<u>1,012,746</u>	<u>158,757</u>	<u>2,147,699</u>	<u>515,531</u>	<u>3,834,733</u>
Deferred Inflows of Resources:					
Unavailable revenue - property taxes	259,423				259,423
Total Deferred Inflows of Resources	<u>259,423</u>	<u>-</u>	<u>-</u>	<u>-</u>	<u>259,423</u>
Fund Balances:					
Non-spendable	79,579	20,433		2,140	102,152
Restricted		326,397	13,429	1,223,990	1,563,816
Assigned				118,071	118,071
Unassigned	4,370,693				4,370,693
Total Fund Balances	<u>4,450,272</u>	<u>346,830</u>	<u>13,429</u>	<u>1,344,201</u>	<u>6,154,732</u>
Total Liabilities, Deferred Inflows of Resources, and Fund Balances	<u>\$ 5,722,441</u>	<u>\$ 505,587</u>	<u>\$ 2,161,128</u>	<u>\$ 1,859,732</u>	<u>\$ 10,248,888</u>

The accompanying notes are an integral part of the financial statements.

EASTLAND COUNTY, TEXAS
RECONCILIATION OF THE BALANCE SHEET - GOVERNMENTAL FUNDS
TO THE STATEMENT OF NET POSITION

September 30, 2022

Fund Balances - Total Governmental funds	\$	6,154,732
--	----	-----------

Amounts reported for governmental activities in the statement of net position are different because:

Net pension asset is not reported in the funds		1,137,877
--	--	-----------

Capital assets used in governmental activities are not resources and therefore are not reported in the governmental funds.

Governmental capital assets	\$ 36,446,672	
Less accumulated depreciation	<u>(30,583,058)</u>	5,863,614

Deferred outflows of resources related to pensions.		902,907
Deferred outflows of resources related to OPEB.		49,116

Long-term liabilities are not due and payable in the current period and therefore are not reported in the governmental funds.

Accrued interest payable	(775)	
Governmental notes payable	(83,810)	
Governmental leases payable	(377,796)	
OPEB liabilities	<u>(546,726)</u>	(1,009,107)

Property tax revenue considered unavailable for the governmental funds and recorded as a deferred inflow of resources in the governmental funds.		259,423
--	--	---------

Deferred inflows of resources related to pensions.		(2,385,378)
Deferred inflows of resources related to OPEB.		<u>(56,223)</u>

Net position of governmental activities	\$	<u><u>10,916,961</u></u>
---	----	--------------------------

The accompanying notes are an integral part of the financial statements.

EASTLAND COUNTY, TEXAS
STATEMENT OF REVENUES, EXPENDITURES, AND CHANGES IN
FUND BALANCES - GOVERNMENTAL FUNDS

For the Year Ended September 30, 2022

	General Fund	Road and Bridge	ARPA Fund	Other Nonmajor Governmental Funds	Total Governmental Funds
REVENUES:					
Taxes	\$ 7,733,901	\$	\$	\$	\$ 7,733,901
Grants and contributions	98,217	27,246	1,698,542	1,668,107	3,492,112
Charges for services	950,081	455,250		1,150,675	2,556,006
Fines and forfeitures	501,540			446	501,986
Interest income	37,962	4,591	13,073	10,959	66,585
Other revenue	154,082	178,287		28,234	360,603
Total Revenues	9,475,783	665,374	1,711,615	2,858,421	14,711,193
EXPENDITURES:					
Current:					
General government	3,325,291		1,698,542	125,194	5,149,027
Judicial and legal	1,435,848			1,066,215	2,502,063
Public safety	2,903,067			636,383	3,539,450
Public facilities	299,743			166,970	466,713
Road and bridge		1,790,167		933,458	2,723,625
Health and welfare	489,763			9,117	498,880
Total Expenditures	8,453,712	1,790,167	1,698,542	2,937,337	14,879,758
Excess (Deficit) Revenues Over (Under) Expenditures	1,022,071	(1,124,793)	13,073	(78,916)	(168,565)
OTHER FINANCING SOURCES AND (USES):					
Proceeds from sale of assets		22,876			22,876
Transfers in (out)	(1,193,590)	1,236,348		(42,758)	-
Total Sources (Uses):	(1,193,590)	1,259,224	-	(42,758)	22,876
Excess (Deficit) Revenues and Other Financing Sources (Uses) Over (Under) Expenditures and Financing Sources (Uses)	(171,519)	134,431	13,073	(121,674)	(145,689)
Fund Balances, Beginning of Year	4,621,791	212,399	356	1,465,875	6,300,421
Fund Balances, End of Year	\$ 4,450,272	\$ 346,830	\$ 13,429	\$ 1,344,201	\$ 6,154,732

The accompanying notes are an integral part of the financial statements.

EASTLAND COUNTY, TEXAS
RECONCILIATION OF THE STATEMENT OF REVENUES, EXPENDITURES,
AND CHANGES IN FUND BALANCES - GOVERNMENTAL FUNDS
TO THE STATEMENT OF ACTIVITIES

For the Year Ended September 30, 2022

Net change in fund balances - total governmental funds	\$	(145,689)
--	----	-----------

Amounts reported for governmental activities in the statement of activities are different because:

Current year capital outlays and long-term debt principal payments are expenditures in the fund financial statements, they should be shown as increases in capital assets and reductions in long-term debt in the government-wide financial statements. The net effect of removing the capital outlays and debt principal payments is to increase net position.		1,462,349
---	--	-----------

Depreciation is not recognized as an expense in governmental governmental funds since it does not require the use of current current financial resources. The net effect of the current year's year's depreciation is to decrease net position.		(755,703)
---	--	-----------

The change in net pension and total OPEB liability and the related deferred outflows and inflows of resources reported in the governmental funds statement of activities do not require the use of current financial resources and, therefore are not reported as an expenditure in the governmental funds.		872,657
---	--	---------

Various other reclassifications and eliminations are necessary to convert from the modified accrual basis of accounting to accrual basis of accounting. These include recognizing gains and losses on the sale of fixed assets based on book value and the adjustment of other accrual accounts. The net effect of these reclassifications and recognitions is to decrease net position.		208,458
--	--	---------

Change in net position of governmental activities	\$	<u>1,642,072</u>
---	----	------------------

The accompanying notes are an integral part of the financial statements.

EASTLAND COUNTY, TEXAS
STATEMENT OF FIDUCIARY NET POSITION

September 30, 2022

	Employee Retirement Funds	Custodial Funds
ASSETS:		
Cash and cash equivalents	\$	\$ 1,529,623
Certificates of deposit and savings		142,488
Due from others		9,124
Investments at fair value	<u>672,687</u>	
 Total Assets	 <u>672,687</u>	 <u>1,681,235</u>
LIABILITIES:		
Accrued liabilities		99,192
Due to others		1,581,943
Bonds held in trust		<u>100</u>
 Total Liabilities	 <u>-</u>	 <u>1,681,235</u>
NET POSITION:		
Held in trust for pension benefits and other purposes	\$ <u><u>672,687</u></u>	\$ <u><u>-</u></u>

The accompanying notes are an integral part of the financial statements.

EASTLAND COUNTY, TEXAS
STATEMENT OF CHANGES IN FIDUCIARY NET POSITION

For the Year Ended September 30, 2022

	Employee Retirement Funds	Total Agency Funds
ADDITIONS:		
Contributions		
Private	\$	\$ 8,831,091
Employee	54,518	
	(192,185)	1,656
Investment income (losses)		
Less: investment expenses	5,162	
	(197,347)	1,656
Net Investment Income (Loss)		
Total Additions	(142,829)	8,832,747
DEDUCTIONS:		
Recipient payments		8,831,762
Administrative expenses		985
Benefits paid	5,755	
	(148,584)	-
Net increase (decrease)		
Net Position - Beginning of Year	821,271	-
Net Position - End of Year	\$ 672,687	\$ -

The accompanying notes are an integral part of the financial statements.

NOTES TO FINANCIAL STATEMENTS

EASTLAND COUNTY, TEXAS
NOTES TO FINANCIAL STATEMENTS
September 30, 2022

NOTE 1: REPORTING ENTITY

The authority of county governments and their specific functions and responsibilities are created by and dependent upon laws and legal regulations of the Texas State Constitution. Eastland County (the "County") operates under a county judge/commissioners court type of government as provided by state statute. The financial and reporting policies of the County conform to generally accepted accounting principles ("GAAP") applicable to state and local governments. Generally accepted accounting principles for local governments include those principles prescribed by the Governmental Accounting Standards Board ("GASB"), which includes all statements and interpretations of the National Council on Governmental Accounting unless modified by the GASB, and those principles prescribed by the American Institute of Certified Public Accountants Audit and Accounting Guide entitled *State and Local Governments*.

In accordance with the Codification of Governmental Accounting and Financial Reporting Standards, the basic financial statements include all funds, organizations, agencies, boards, commissions, and authorities for which the County is financially accountable. The County has also considered all other potential organizations for which the nature and significance of their relationships with the County are such that exclusion would cause the County's financial statements to be misleading or incomplete. GASB has set forth criteria to be considered in determining financial accountability. These criteria include appointing a majority of an organization's governing body, and 1) the ability of the County to impose its will on that organization, or 2) the potential for that organization to provide specific benefits to or impose specific financial burdens on the County. Based on these criteria, there are no other organizations or agencies which should be included in these basic financial statements.

NOTE 2: GOVERNMENT-WIDE AND FUND FINANCIAL STATEMENTS

Government-Wide Statements:

The government-wide financial statements (i.e., the statement of net position and the statement of activities) report information on all of the non-fiduciary activities of the County. For the most part, the effect of Interfund activity has been removed from these statements. Governmental activities normally are supported by taxes and intergovernmental revenues. The statement of net position and the statement of activities display information about the reporting government as a whole. They include all funds of the reporting entity except for fiduciary funds. Governmental activities generally are financed through taxes, intergovernmental revenues, and other non-exchange revenues.

The statement of activities demonstrates the degree to which the direct expenses of a given function are offset by program revenues. Direct expenses are those that are clearly identifiable with a specific function. Program revenues include: 1) charges to customers or applicants who purchase, use or directly benefit from goods, services, or privileges provided by a given function; and 2) grants and contributions that are restricted to meeting the operational or capital requirements of a particular function. Taxes and other items not included among program revenues are reported as general revenues.

Separate financial statements are provided for governmental funds and fiduciary funds, even though the latter are excluded from the government-wide financial statements. Major individual governmental funds are reported as separate columns in the fund financial statements.

Interfund activities between governmental funds appear as due to and due from on the governmental fund balance sheet and as other resources and other uses on the governmental fund statement of revenues, expenditures and changes in fund balance. All interfund transactions between governmental funds are eliminated on the government-wide statements. Interfund activities between governmental funds and fiduciary funds remain as due to and due from on the government-wide statement of activities.

EASTLAND COUNTY, TEXAS
NOTES TO FINANCIAL STATEMENTS
September 30, 2022

Fund Financial Statements:

Fund financial statements of the reporting entity are organized into funds, each of which is considered to be a separate accounting entity. Each fund is accounted for by providing a separate set of self-balancing accounts that constitutes its assets, liabilities, fund equity, revenues, and expenditures/expenses. Funds are organized into three major categories: governmental, proprietary, and fiduciary funds. An emphasis is placed on major funds within the governmental and proprietary categories. A fund is considered major if it is the primary operating fund of the County or meets the following criteria:

Total assets, liabilities, revenues, or expenditures/expenses of the individual governmental or enterprise fund are at least 10 percent of the corresponding total for all funds of that category or type, and

Total assets, liabilities, revenues, or expenditures/expenses of the individual governmental or enterprise fund are at least 5 percent of the corresponding total for all governmental and enterprise funds combined.

The funds of the financial reporting entity are described below:

General Fund

The general fund is the primary operating fund of the County and is always classified as a major fund. It is used to account for all activities except those legally or administratively required to be accounted for in other funds.

Special Revenue Funds

Special revenue funds are used to account for the proceeds of specific revenue sources that are either legally restricted to expenditures for specified purposes or designated to finance particular functions or activities of the County. The following special revenue funds are reported as major funds:

Road and Bridge Fund – The road and bridge fund is established to account for the resources devoted to maintaining the County's roads and bridges.

ARPA Fund – The ARPA fund is established to account for the resources related to specific grant funds.

GASB 54 requires the fund balance amounts to be properly reported within one of the fund balance categories listed below:

Non-spendable, such as fund balance associated with inventories, prepaid expenditures, long-term loans and notes receivable, and property held for resale (unless the proceeds are restricted, committed, or assigned).

Restricted fund balance category includes amounts that can be spent for only the specific purposes stipulated by the constitution, external resources providers, or through enabling legislation.

Committed fund balance classification includes amounts that can be used only for the specific purposes determined by formal action of the Commissioners' Court (the County's highest level of decision-making authority).

Assigned fund balance classification includes amounts intended to be used by the County for specific purposes but does not meet the criteria to be classified as restricted or committed.

EASTLAND COUNTY, TEXAS
NOTES TO FINANCIAL STATEMENTS
September 30, 2022

Unassigned fund balance is the residual classification for the County's general fund and includes all spendable amounts not contained in the other classifications.

Non-spendable Fund Balance

The County's non-spendable fund balance as of September 30, 2022 totaling \$102,152 relates to prepaid insurance.

Restricted Fund Balance

The County's restricted fund balance as of September 30, 2022, which relates to the use of external resources and resources created by enabling legislation for the purpose of the legislation, is comprised of the following:

Restriction	Amount
Texas Department of Criminal Justice grants and contracts	\$ 260,222
District attorney forfeitures	240,381
Record and statistic preservation	242,477
Road maintenance	326,397
Court technology	53,072
Law Library	78,109
Courthouse security	104,918
Jury fund	22,432
Record archival	225,734
ARPA	13,429
Other grants	(100,765)
Sheriff's commissary	42,501
Law Enforcement Officers' Standards and Education	23,736
Election service	10,387
Sherriff's Seizure fund	2,578
Child abuse prevention	768
Truancy prevention	17,440
Total Restricted Fund Balance	\$ <u>1,563,816</u>

Assigned Fund Balance

The County's management has the authority to assign funds in accordance with various internal programs. The County's assigned fund balance as of September 30, 2022 is comprised of the following:

Assignment	Amount
Cooperative dispatch	\$ 112,009
County farm	2,775
Historical Commission	3,287
Total Assigned Fund Balance	\$ <u>118,071</u>

Order of Fund Balance Spending Policy

In circumstances where an expenditure is to be made for a purpose for which amounts are available in multiple fund balance classifications, the order in which resources will be expended is as follows: 1) Restricted, 2) Committed, 3) Assigned, and 4) Unassigned.

EASTLAND COUNTY, TEXAS
NOTES TO FINANCIAL STATEMENTS
September 30, 2022

Fiduciary Funds

The County reports the following fiduciary fund types:

Agency Funds – Accounts for assets the County holds on behalf of others as their agent. They are custodial in nature (assets equal liabilities), and do not involve measurement or results of operations.

Employee Retirement Fund – Accounts for resources that are required to be held in trust for the members and beneficiaries of the deferred compensation plan.

Measurement Focus/Basis of Accounting

The government-wide financial statements are reported using the *economic resources measurement focus* and the *accrual basis of accounting*, as is the fiduciary fund financial statements. Revenues are recorded when earned and expenses are recorded when a liability is incurred, regardless of the timing of related cash flows. Property taxes are recognized as revenues in the year for which they are levied. Grants and similar items are recognized as revenue as soon as all eligibility requirements imposed by the provider have been met.

Governmental fund financial statements are reported using the *current financial resources measurement focus* and the *modified accrual basis of accounting*. Revenues are recognized as soon as they are both measurable and available. Revenues are considered to be *available* when they are collectible within the current period or soon enough thereafter to pay liabilities of the current period. For this purpose, the County considers revenues to be available if they are collected within 60 days of the end of the current fiscal period. Expenditures generally are recorded when a liability is incurred, as under accrual accounting. However, debt service expenditures, as well as expenditures related to compensated absences and claims and judgments, are recorded only when payment is due.

In applying the susceptible to accrual concept to intergovernmental revenues, the legal and contractual requirements of the numerous individual programs are used as guidance. There are, however, essentially two types of these revenues. In one, monies must be expended on the specific purpose or project before any amounts will be paid to the County; therefore, revenues are recognized based on the expenditures recorded and the availability criteria. On the other, monies are virtually unrestricted as to the purpose of expenditure and are usually revocable only for failure to comply with prescribed requirements. These resources are reflected as revenues at the time of receipt, or earlier if the susceptible to accrual criteria are met.

Licenses and permits, fines and forfeitures, charges for sales and services (other than utility), and miscellaneous revenues are generally recorded as revenue when received in cash because they are generally not measurable until actually received. In the category of use of money and property, property rentals are recorded as revenue when received in cash, but investment earnings are recorded as earned, since they are measurable and available.

Budget

The County's annual budget is a management tool that assists its users in analyzing financial activity for its fiscal year ending September 30.

The County Auditor submits an annual budget to the County Commissioners in accordance with state law. In September, the County Commissioners adopted annual fiscal year budgets for specified County funds. Budgets for the general fund are adopted on a basis consistent with U.S. generally accepted accounting principles. The budget is properly amended throughout the year and is filed with the County Clerk.

EASTLAND COUNTY, TEXAS
NOTES TO FINANCIAL STATEMENTS
September 30, 2022

Budgeted amounts are as originally adopted, or as amended during the fiscal year by the Commissioners' Court.

Cash and Cash Equivalents

Cash and cash equivalents reflected in the financial statements include petty cash, cash in banks, and state investment pools. Petty cash amounts are maintained in various County offices for the purposes of collections of payments made to the County.

For the purpose of reporting cash flows, all highly liquid investments with an original maturity of three months or less are considered to be cash equivalents.

Investments and Fair Value Measurement

Governmental Accounting Standards Board Statement No. 72, *Fair Value Measurement and Application* (GASB Statement No. 72), establishes general principles for measuring fair value and standards of accounting and financial reporting for assets and liabilities measured at fair value. Fair value is defined as the price that would be received to sell an asset or paid to transfer a liability in an orderly transaction between market participants at the measurement date under current market conditions.

GASB Statement No. 72 establishes a framework for measuring fair value. That framework provides a fair value hierarchy that prioritizes the inputs to valuation techniques used to measure fair value. The hierarchy gives the highest priority to unadjusted quoted prices for identical assets or liabilities (Level 1 measurements) and the lowest priority to unobservable inputs (Level 3 measurements). The three levels of the fair value hierarchy under GASB Statement No. 72 are described below:

Level 1 - Inputs to the valuation methodology are unadjusted quoted prices for identical assets or liabilities in active markets that the County can access at the measurement date.

Level 2 - Inputs other than quoted prices included within Level 1 that are observable for an asset or liability, either directly or indirectly.

Level 3 - Inputs to the valuation methodology are unobservable.

If the fair value of an asset or liability is measured using inputs from more than one level of the fair value hierarchy, the measurement is considered to be based on the lowest priority level input that is significant to the entire measurement.

Property Tax Calendar

Property taxes are levied by October 1 on the assessed value listed as of the prior January 1 for all real and business personal property located in the County in conformity with Subtitle E, Texas Property Tax Code. Taxes are due on receipt of the tax bill and are delinquent if not paid before February 1 of the year following the year in which imposed. On January 31 of each year, a tax lien attaches to property to secure the payment of all taxes, penalties, and interest ultimately imposed.

Capital Assets

In government-wide financial statements, capital assets arising from cash transactions are accounted for as assets in the statement of net position. All capital assets are valued at historical cost or estimated historical cost if actual is unavailable. The estimated historical cost was used to value the assets. Donated fixed assets are recorded at their estimated fair value at the date of donation. The County's infrastructure network is valued at historical cost.

EASTLAND COUNTY, TEXAS
NOTES TO FINANCIAL STATEMENTS
September 30, 2022

Depreciation of all exhaustible capital assets arising from cash transactions is recorded as an allocated expense in the statement of activities, with accumulated depreciation reflected in the statement of net position. Depreciation is provided over the assets' estimated useful lives using the straight-line method of depreciation. A capitalization threshold of \$5,000 is used to report capital assets.

The range of estimated useful lives by type of asset is as follows:

<u>Asset Class</u>	<u>Estimated Useful Lives</u>
Buildings	40
Building improvements	15
Vehicles	5
Equipment	5-10
Office equipment	5-7
Infrastructure	20-40

Fund Financial Statements

In the fund financial statements, capital assets arising from cash transactions acquired for use in governmental fund operations are accounted for as capital outlay expenditures of the governmental fund upon acquisition.

Long-Term Debt

All long-term debt arising from cash basis transactions to be repaid from governmental and business-type resources is reported as a liability in the government-wide statements.

Long-term debt arising from cash basis transactions of governmental funds is not reported as a liability in the fund financial statements. The debt proceeds are reported as other financing sources and payment of principal and interest are reported as expenditures.

The County recognizes a lease liability and a corresponding right-of-use asset at the commencement date of a lease. The lease liability is initially measured at the present value of the remaining lease payments that are not paid at the commencement date. If an implicit interest rate can readily be determined for a lease contract, this rate is used to discount future payments. If this rate is not available, the County uses the 3-month treasury bill rate as the discount rate.

Equity Classification

Government-Wide Statements

Equity is classified as net position and displayed in two components:

Invested in capital assets, net of related debt – Consists of capital assets including restricted capital assets, net of accumulated depreciation and reduced by the outstanding balance of any bonds, mortgages, notes, or other borrowings that are attributable to the acquisition, construction, or improvements of those assets.

Unrestricted net position – All other net positions that do not meet the definition of “restricted” or “invested in capital assets, net of related debt”.

Fund Financial Statements

Governmental fund equity is classified as fund balance.

EASTLAND COUNTY, TEXAS
NOTES TO FINANCIAL STATEMENTS
September 30, 2022

Recent Accounting Pronouncements

Adopted

GASB Statement No. 87

In June 2017, the GASB issued *Statement No. 87, Leases*. This statement changes the recognition requirements for certain lease assets and liabilities for leases that are currently classified as operating leases. The statement will become effective for fiscal years beginning after June 15, 2021, and all reporting periods thereafter. The County adopted this statement during the year ended September 30, 2022.

GASB Statement No. 91

In May 2020, the GASB issued *Statement No. 91, Conduit Debt Obligations*. This statement is to provide a single method of reporting conduit debt obligations by issuers and eliminate diversity in practice associated with: 1) commitments extended by issuers, 2) arrangements associated with conduit debt obligations, and 3) related note disclosures. The requirements of this statement are effective for reporting periods beginning after December 15, 2021. The County adopted this statement during the year ended September 30, 2022.

Not Adopted

GASB Statement No. 92

In January 2020, the GASB Issued *Statement No. 92, Omnibus 2020*. The objectives of this statement are to enhance comparability in accounting and financial reporting and to improve the consistency of authoritative literature by addressing practice issues that have been identified during implementation and application of certain GASB Statements. The requirements related to Statement 87 and Implementation Guide 2020-3 are effective upon issuance. The other requirements of this statement are effective for fiscal years beginning after June 15, 2021.

GASB Statement No. 96

In May 2021, the GASB issued *Statement No. 96, Subscription-Based Information Technology Arrangements*, which improves accounting and financial reporting for subscription-based information technology arrangements for government end users. The requirements of this statement are effective for fiscal years beginning after June 15, 2022, and all reporting periods thereafter.

The County will fully analyze the impact of these new statements prior to the effective dates as listed above.

Use of Estimates

The preparation of financial statements by the County requires management to make estimates and assumptions that affect certain reported amounts and disclosures (such as estimated useful lives in determining depreciation expense); accordingly, actual results could differ from those estimates.

Subsequent Events

Management has evaluated subsequent events through June 23, 2023, the date the financial statements were available to be issued.

EASTLAND COUNTY, TEXAS
NOTES TO FINANCIAL STATEMENTS
September 30, 2022

NOTE 3: LEGAL COMPLIANCE - BUDGETS

The County's budgetary process requires that expending agencies of the County submit appropriation requests by mid May of each year. After review by the budget officer and department heads, the requests are combined and submitted to the Commissioners' Court. In August, the proposed budget is filed with the County Clerk for public inspection at least fifteen days prior to hearings, which are open to the public. A final budget must be adopted prior to October 1. At the fund level, actual expenditures cannot exceed budgeted appropriations.

NOTE 4: CASH AND INVESTMENTS

In addition to the \$250,000 insurance on accounts provided by Federal Deposit Insurance Corporation ("FDIC") regulations, securities in the amount of \$11,842,627 were pledged by the depository bank to secure all bank deposits and investments. The largest cash balance amounted to \$8,747,800 and occurred on March 11, 2022. The pledged securities plus FDIC coverage were sufficient to cover the largest cash balance for the County. Cash deposits at September 30, 2022, totaling \$8,072,843 (all funds), were in checking, money market or state investment pool accounts during the year which are allowable types of deposits.

For an indication of the level of risk assumed by the District, all cash deposits are categorized as Category 1, insured by FDIC, or collateralized with securities held by the County (or public trust) or by its agent in its name.

Investments

The Public Funds Investment Act ("Act") requires an annual audit of investment practices. Audit procedures in this area, conducted as a part of the audit of the general purpose financial statements, disclosed that in the areas of investment practices, management reports and establishment of appropriate policies, the County adhered to the requirements of the Act. Additionally, investment practices of the County were in accordance with local policies.

At year end, the County's investment balances were as follows:

	<u>Fair Value</u>	<u>Weighted Average Maturity (Years)</u>
Certificates of deposit	\$ 1,607,710	1 (105.6 days)
	\$ 1,607,710	

A summary of the County's investments under the requirements of the fair value hierarchy follows:

Description	Fair Value Measurements at Reporting Date Using			
	(Level 1)	(Level 2)	(Level 3)	Total
Certificates of deposit	\$ 1,607,710	\$ -	\$ -	\$ 1,607,710
Total	\$ 1,607,710	\$ -	\$ -	\$ 1,607,710

Interest rates on the certificates of deposit range from 0.14% - 0.90%.

EASTLAND COUNTY, TEXAS
NOTES TO FINANCIAL STATEMENTS
September 30, 2022

Investment Policy

The County has adopted the provisions of GASB Statement No. 31, "Accounting and Financial Reporting for Certain Investments and for External Pools" ("Statement"). Those provisions require that certain investments be reported at fair value, rather than at cost or amortized cost, and that the changes in the fair value of investments be recognized as investment revenue. The Statement further provides that the County has the option of continuing to report certain investments at cost or amortized cost but must disclose its policy in that regard.

In accordance with the Statement, the County's general policy is to report money market investments and short-term participating interest-earning investment contracts at amortized cost and to report non-participating interest-earning investment contracts using the cost-based measure. However, if the fair value of an investment is significantly affected by the impairment of the credit standing of the issuer or by other factors, it is reported at fair value. All other investments are reported at fair value unless a legal contract exists that guarantees a higher value. The term "short-term" refers to investments that have a remaining term of one year or less at the time of purchase. The term "nonparticipating" means that the investment's value does not vary with market interest rate changes. Nonnegotiable certificates of deposits are examples of nonparticipating interest-earning investment contracts. The cost basis was equivalent to the fair value of the investments at year end.

Public Funds Investments Pools

Public funds investment pools in Texas ("Pools") are established under the authority of the Inter-local Cooperation Act, Chapter 79 of the Texas Government Code, and are subject to the provisions of the Public Funds Investment Act (the "Act"), Chapter 2256 of the Texas Government Code. In addition to other provisions of the Act designed to promote liquidity and safety of principal, the Act requires Pools to: (1) have an advisory board composed of participants in the Pool and other persons who do not have a business relationship with the Pool and are qualified to advise the Pool; (2) maintain a continuous rating of no lower than AAA or AAA-m or an equivalent rating by at least one nationally recognized rating service; and (3) maintain the market value of its underlying investment portfolio within one half of one percent of the value of its share.

The County's investments in Pools are reported at an amount determined by the fair value per share of the Pool's underlying portfolio, unless the Pool is 2a7-like, in which case they are reported at share value. A 2a7-like pool is one, which is not registered with the Securities and Exchange Commission ("SEC") as an investment company, but nevertheless has a policy that it will, and does, operate in a manner consistent with the SEC's Rule 2a7 of the Investment Company Act of 1940.

Investment Risks

GASB Statement No. 40 requires a determination as to whether the County was exposed to the following specific investment risks at year end and if so, the reporting of certain related disclosures.

Credit risk is the risk that an issuer or other counterparty to an investment will not fulfill its obligations. The ratings of securities by nationally recognized rating agencies are designed to give an indication of credit risk. As of September 30, 2022, the County was not exposed to credit risk.

Custodial credit risk relates to deposits that are exposed to the risk that they are not covered by depository insurance and the deposits are uncollateralized, collateralized with securities, held by the pledging financial institution, or collateralized with securities held by the pledging financial institution's trust department or agent but not in the County's name. At September 30, 2022, the County was not exposed to custodial credit risk.

EASTLAND COUNTY, TEXAS
NOTES TO FINANCIAL STATEMENTS
September 30, 2022

Concentration of credit risk is the risk of loss attributed to the magnitude of a government's investment in a single issuer. As of September 30, 2022, the County was not exposed to concentration of credit risk.

Interest rate risk is the risk that changes in the interest rates will adversely affect the fair value of an investment. As of September 30, 2022, the County was not exposed to interest rate risk.

Foreign currency risk is the risk that exchange rates will adversely affect the fair value of an investment. As of September 30, 2022, the County was not exposed to foreign currency risk.

NOTE 5: CAPITAL ASSETS

Capital asset activity for the year ended September 30, 2022, follows:

	Beginning Balances	Increases	Decreases	Ending Balances
Governmental activities:				
Non-depreciable assets:				
Land and improvements	\$ 158,678	\$ 145,000	\$ -	\$ 303,678
Depreciable assets:				
Buildings and improvements	4,749,392	7,150	-	4,756,542
Infrastructure – roads and bridges	21,198,688	-	-	21,198,688
Furniture and equipment	8,790,040	1,226,842	(430,995)	9,585,887
Right of use assets	601,877	-	-	601,877
Total at historical cost	35,498,675	1,378,992	(430,995)	36,446,672
Less accumulated depreciation for:				
Buildings and improvements	(3,328,857)	(109,884)	-	(3,438,741)
Infrastructure – roads and bridges	(20,694,784)	(54,305)	-	(20,749,089)
Furniture and equipment	(5,756,164)	(500,702)	-	(6,256,866)
Right of use assets	(47,550)	(90,812)	-	(138,362)
Total accumulated depreciation	(29,827,355)	(755,703)	-	(30,583,058)
Governmental activity capital assets, net	\$ 5,671,320	\$ 623,289	\$ (430,995)	\$ 5,863,614

Depreciation expense was charged to functions as follows:

General government	\$ 201,844
Judicial and legal	3,300
Public safety	17,782
Public facilities	85,816
Road and bridge	446,961
	<u>\$ 755,703</u>

EASTLAND COUNTY, TEXAS
NOTES TO FINANCIAL STATEMENTS
September 30, 2022

NOTE 6: LONG-TERM OBLIGATIONS

As of September 30, 2022, the long-term debt, arising from cash transactions, payable from governmental fund resources consisted of the following:

Notes payable:

A note payable obtained for the purchase of equipment, payable in annual installments of \$28,977 including interest at 1.85%, secured by equipment, final payment due December 2024.	\$ 83,810
Total notes payable	<u>\$ 83,810</u>

Finance leases payable:

A lease obtained for the purchase of equipment, payable in annual installments of \$26,090 including interest at 2.99%, secured by equipment, final payment due March 2025.	\$ 73,813
A lease obtained for the purchase of equipment, payable in annual installments of \$24,957 including interest at 2.99%, secured by equipment, final payment due March 2025.	70,607
A lease obtained for the purchase of equipment, payable in annual installments of \$29,071 including interest at 2.50%, secured by equipment, final payment due December 2026.	109,361
A lease obtained for a phone system, payable in monthly installments of \$1,918 including interest of 0.03%, secured by equipment, final payment due May 15, 2026.	84,347
The County has multiple copier leases, payable in monthly installments ranging from \$81 to \$192 including interest ranging from 0.12% to 2.58%, secured by equipment, final payments due between October 13, 2022 and October 8, 2027.	39,668
Total finance leases payable	<u>\$ 377,796</u>

Changes in long-term obligations for the year ended September 30, 2022, are as follows:

	October 1, 2021	Increases	Decreases	September 30, 2022	Amount Due Within One Year
Notes payable	\$ 110,738	\$ -	\$ (26,928)	\$ 83,810	\$ 27,426
Finance leases	326,687	124,014	(72,905)	377,796	113,032
Net pension liability	2,001,809	-	(2,001,809)	-	-
Total OPEB liability	546,956	-	(230)	546,726	-
Total	<u>\$ 2,986,190</u>	<u>\$ 124,014</u>	<u>\$ (2,101,872)</u>	<u>\$ 1,008,332</u>	<u>\$ 140,458</u>

Interest expense on long-term obligations during the year ended September 30, 2022 totaled \$9,550.

EASTLAND COUNTY, TEXAS
NOTES TO FINANCIAL STATEMENTS
September 30, 2022

Maturities of the note payable obligations are as follows:

Fiscal Year Ending March 31,	Principal	Interest	Total Requirement
2023	\$ 27,426	\$ 1,551	\$ 28,977
2024	27,934	1,043	28,977
2025	28,450	526	28,976
	<u>\$ 83,810</u>	<u>\$ 3,120</u>	<u>\$ 86,930</u>

Maturities of the finance lease obligations are as follows:

Fiscal Year Ending March 31,	Principal	Interest	Total Requirement
2023	\$ 113,032	\$ 7,377	\$ 120,409
2024	107,592	5,200	112,792
2025	107,069	3,025	110,094
2026	47,382	788	48,170
2027	2,721	25	2,746
	<u>\$ 377,796</u>	<u>\$ 16,415</u>	<u>\$ 394,211</u>

The following is a schedule of maturities of finance leases and notes payable by year and in aggregate:

Year Ending September 30,	
2022	\$ 140,458
2023	135,526
2024	135,519
2025	47,382
2026+	2,721
	<u>\$ 461,606</u>

NOTE 7: FEDERAL/STATE SOURCE REVENUES

The majority of the federal grant funds received are for the U.S. Department of the Treasury related to coronavirus relief and community development block grants from the U.S. Department of Housing and Urban Development. State grant funds received and recorded in the general fund are primarily for tobacco grants, salary supplements, and additional law enforcement personnel. These grant funds have been awarded and accounted for by the County.

NOTE 8: DEFERRED OUTFLOWS/INFLOWS OF RESOURCES

In addition to assets, the Statement of Net Position will sometimes report a separate section for deferred outflows of resources. This separate financial statement element, *deferred outflows of resources*, represents a consumption of net position that applies to a future period(s) and will not be recognized as an outflow of resources (expense/expenditure) until then. See Notes 9, 10, and 11 below for a description of deferred outflows of resources related to pension plans and other post-employment benefits as of September 30, 2022.

EASTLAND COUNTY, TEXAS
NOTES TO FINANCIAL STATEMENTS
September 30, 2022

In addition to liabilities, the Statement of Net Position will sometimes report a separate section for deferred inflows of resources. This separate financial statement element, *deferred inflows of resources*, represents an acquisition of net position that applies to a future period(s) and will not be recognized as an inflow of resources (revenue) until that time. See Notes 9, 10 and 11 below for a description of deferred inflows of resources related to pension plans as of September 30, 2022.

NOTE 9: PENSION PLANS

Pension Plan Description

The County provides pension, disability, and death benefits for all of its full-time employees through a nontraditional defined benefit pension plan in the statewide Texas County and District Retirement System (TCDRS). The Board of Trustees of TCDRS is responsible for the administration of the statewide agent multiple-employer public employee retirement system serving over participating counties and districts throughout Texas. TCDRS in the aggregate issues an annual comprehensive financial report (ACFR) on a calendar year basis. The ACFR is available upon written request from the TCDRS Board of Trustees at P.O. Box 2034, Austin, Texas 78768-2034, or by calling (800) 823-7782. TCDRS's ACFR is also available online at www.tcdrs.org.

The plan provisions are adopted by the governing body of the County, within the options available in the Texas state statutes governing TCDRS (TCDRS Act). Members have flexibility and local control to adjust benefits annually and pay for these benefits based on their needs and budgets.

Each employer has a defined benefit plan that functions similarly to a cash balance plan. The assets of the plan are pooled for investment purposes, but each employer's plan assets may be used only for the payment of benefits to the members of that employer's plan. In accordance with Texas law, it is intended that the pension plan be construed and administered in a manner that the retirement system will be considered qualified under Section 401(a) of the Internal Revenue Code. All employees (except temporary staff) of a participating employer must be enrolled in the plan.

Benefits Provided

At retirement, the employee's account balance is combined with employer matching and converted into a lifetime monthly benefit. Employees receive a month of service for each month that they make a deposit into their account. Members can retire at ages 60 and above with 8 or more years of service or with 20 years regardless of age, or when the sum of their age and years of service equals 75 or more. Members are vested after 8 years of service but must leave their accumulated contributions in the plan to receive any employer-financed benefit. Members who withdraw their personal contributions in a lump sum are not entitled to any amounts contributed by their employer. Retirees elect to receive their lifetime benefit by choosing one of seven actuarially equivalent payment options.

As of the most recent measurement date, which was December 31, 2021, membership data for the pension plan was as follows:

Retirees and beneficiaries currently receiving benefits	102
Inactive employees entitled to but not yet receiving benefits	99
Active employees	116
Total participants	<u>317</u>

EASTLAND COUNTY, TEXAS
NOTES TO FINANCIAL STATEMENTS
September 30, 2022

Funding Policy

The employer has elected the annually determined contribution rate (ADCR) plan provisions of the TCDRS Act. The plan is funded by monthly contributions from both employee members and the employer, based on the covered payroll of employee members. Under the TCDRS Act, the contribution rate of the employer is actuarially determined annually. The County contributed using the actuarially determined rate of 12.34% from October 2021 through December 2021 and 13.44% from January 2022 through September 2022. The contribution rate payable by the employee members is the rate of 7% as adopted by the governing body of the County. The employee contribution rate and the employer contribution rate may be changed by the governing body of the employer within the options available in the TCDRS Act.

The annual pension cost for the TCDRS plan for its employees was \$629,864 and the actual contributions were \$629,864 for the year ended September 30, 2022.

Net Pension Asset

The net pension liability (asset) (NPA) is the difference between the total pension liability (TPL) and the plan's fiduciary net position. The TPL is the present value of pension benefits that are allocated to current members due to past service by entry age normal actuarial cost method. The TPL includes benefits related to projected salary and service. The fiduciary net position is determined on the same basis used by the pension plans. The County's NPA was measured as of December 31, 2021, and the TPL used to calculate the NPA was determined by an actuarial valuation as of that date.

Total pension liability	\$ 22,381,358
Fiduciary net position	23,519,235
Net pension asset	\$ <u>(1,137,877)</u>

Actuarial Assumptions

The demographic assumptions used in the December 31, 2021 valuation were developed from an actuarial experience investigation of TCDRS over the years 2017-2020. They were recommended by Millman and adopted by the TCDRS Board of Trustees in December of 2021. All economic assumptions were reviewed at the March 2021 TCDRS Board of Trustees meeting and revised assumptions were adopted. These revisions included reductions in the investment return, wage growth, and maximum payroll growth assumptions. These assumptions, except where required to be different by GASB 68, are used to determine the total pension liability as of December 31, 2021. The assumptions are reviewed annually for continued compliance with the relevant actuarial standards of practice.

The total pension liability in the December 31, 2021 actuarial valuation was determined using the following actuarial assumptions:

Inflation	2.50%	
Overall payroll growth	3.00%	
		This rate reflects the long-term rate of return funding valuation assumption of 7.50%, plus 0.10% adjustment to be gross of administrative expenses as required by GASB Statement No. 68
Investment rate of return	7.60%	

Salary increases were based on a service-related table. Regarding mortality rates, for depositing members - 135% of the Pub-2010 General Employee Amount-Weighted Mortality Table for males and 120% of the Pub-2010 General Employee Amount-Weighted Mortality Table for females, both projected with 100% of the MP-2021 Ultimate scale after 2010; for service retirees, beneficiaries, and non-depositing members – 135% of the PUB-2010 General Retirees Amount-Weighted Mortality Table for males and 120% of the Pub-2010 General Retirees Amount-Weighted Mortality Table for females, both projected with 100% of the MP-2021 Ultimate scale after 2010; for disabled retirees – 160% of the

EASTLAND COUNTY, TEXAS
NOTES TO FINANCIAL STATEMENTS
September 30, 2022

Pub-2010 General Disabled Retirees Amount-Weighted Mortality Table for males and 125% of the Pub-2010 General Disabled Retirees Amount-Weighted Mortality Table for females, both projected with 100% of the MP-2021 Ultimate scale after 2010.

The long-term expected rate of return on pension plan investments is 7.60%. The pension plan's policy in regard to the allocation of invested assets is established and may be amended by the TCDRS Board of Trustees. The valuation assumption for the long-term expected return is reassessed at a minimum of every four years and is set based on a long-term time horizon. The most recent analysis was performed in March 2021.

The target allocation and best estimates of geometric real rates of return for each major asset class are summarized below:

Asset Class	Target Allocation	Geometric Real Rate of Return (expected minus inflation)
US equities	11.50%	3.80%
Private equity	25.00%	6.80%
Global equities	2.50%	4.10%
International equities - developed	5.00%	3.80%
International equities - emerging	6.00%	4.30%
Investment-grade bonds	3.00%	-0.85%
Strategic credit	9.00%	2.11%
Direct lending	16.00%	6.25%
Distressed debt	4.00%	4.50%
REIT equities	2.00%	3.10%
Master limited partnerships	2.00%	3.85%
Private real estate partnerships	6.00%	5.10%
Hedge funds	6.00%	1.55%
Cash equivalents	2.00%	-1.05%

The discount rate used to measure the total pension liability was 7.60%. The projection of cash flows used to determine the discount rate assumed that employee and employer contributions will be made at the rates specified in the statute. Based on that assumption, the pension plan's fiduciary net position was projected to be available to make all projected future benefit payments of current active and inactive employees. Therefore, the long-term expected rate of return on pension plan investments was applied to all periods of projected benefit payments to determine the total pension liability.

EASTLAND COUNTY, TEXAS
NOTES TO FINANCIAL STATEMENTS
September 30, 2022

Schedule of Changes in the Net Pension Liability

Changes in the County's net pension liability presented below is calculated on the same basis as the plan.

	Increase (Decrease)		
	Total Pension Liability (a)	Plan Fiduciary Net Position (b)	Net Pension Liability (a)-(b)
Balances as of December 31, 2020	\$ 21,733,774	\$ 19,731,965	\$ 2,001,809
Changes for the year:			
Service cost	559,245	-	559,245
Interest on total pension liability	1,641,244	-	1,641,244
Effect of economic / demographic gains or losses	(1,389)	-	(1,389)
Effect of assumption changes or inputs	(130,073)	-	(130,073)
Refund of contributions	(187,180)	(187,180)	-
Benefit payments	(1,234,263)	(1,234,263)	-
Administrative expenses	-	(12,724)	12,724
Member contributions	-	307,465	(307,465)
Net investment income	-	4,279,896	(4,279,896)
Employer contributions	-	642,015	(642,015)
Other	-	(7,939)	7,939
Balances as of December 31, 2021	\$ 22,381,358	\$ 23,519,235	\$ (1,137,877)

Sensitivity of the Net Pension Liability to Changes in the Discount Rate

The following presents the net pension liability of the County calculated using the discount rate of 7.60% as well as what the County net pension liability would have been if it were calculated using a discount rate that is 1% lower and 1% higher than the current rate:

	1% Decrease (6.60%)	Current Rate (7.60%)	1% Increase (8.60%)
Total pension liability	\$ 25,073,550	\$ 22,381,358	\$ 20,099,988
Fiduciary net position	23,519,235	23,519,235	23,519,235
Net pension liability (asset)	\$ 1,554,315	\$ (1,137,877)	\$ (3,419,247)

Pension Income and Deferred Outflows and Inflows of Resources Related to Pensions

For the year ended September 30, 2022, the County recognized total pension income of \$171,791.

EASTLAND COUNTY, TEXAS
NOTES TO FINANCIAL STATEMENTS
September 30, 2022

As of September 30, 2022, the County reported on the statement of net position deferred outflows and inflows of resources related to pensions from the following sources:

	Deferred (Inflows) of Resources	Deferred Outflows of Resources
Differences between expected and actual experience	\$ (926)	\$ 3,251
Difference between projected and actual investment earnings	(2,297,737)	79,477
Changes in assumptions and other Inputs	(86,715)	95,544
Contributions made subsequent to measurement date	-	724,635
Total	\$ (2,385,378)	\$ 902,907

Deferred outflows of resources related to contributions subsequent to the measurement date of \$724,635 will be recognized as an increase in the net pension asset for the year ending September 30, 2022. Remaining net deferred outflows (inflows) of resources related to pensions totaling (\$2,207,106) will be recognized in pension expense (income) for the years ending September 30, 2023, 2024, 2025, and 2026 in the amounts of (\$768,864), (\$718,083), (\$580,228), and (\$139,931), respectively.

NOTE 10: OTHER POSTEMPLOYMENT BENEFITS – GROUP TERM LIFE

Plan Description

The County also participates in a statewide, multiple-employer defined benefit group term life insurance plan operated by the Texas County & District Retirement System (TCDRS). This plan is referred to as the Group Term Life Fund (GTLF). This optional plan provides group term life insurance coverage to current eligible employees and, if elected by employers, to retired employees. The coverage provided to retired employees is a post-employment benefit other than pension benefits (OPEB). Retired employees are insured for \$5,000. The GTLF does not meet the requirements to be defined as a trust under GASB 75.

Contributions

The County determines rates based on an actuarially determined rate. The County's average contribution rate was 10.39% of covered payroll as of the measurement date of December 31, 2021. Employees are not required to contribute to the plan.

Employees covered by benefit terms

At the December 31, 2021 valuation and measurement date, the following employees were covered by the benefit terms:

Inactive employees currently receiving benefits	85
Inactive employees entitled to but not yet receiving benefits	22
Active employees	116
Total participants	223

Membership counts for inactive employees currently receiving or entitled to but not yet receiving benefits will differ from GASB 68 as they include only those eligible for GTL benefits.

EASTLAND COUNTY, TEXAS
NOTES TO FINANCIAL STATEMENTS
September 30, 2022

Actuarial Assumptions

The total OPEB Liability in the December 31, 2021 actuarial valuation was determined using the following actuarial assumptions:

Inflation	Does not apply
Salary increases	Does not apply
Discount rate	2.06%, which represents the assumed return, net of all investment and administrative expenses

Actuarial assumptions used in the December 31, 2021, valuation were based on the results of actuarial experience studies. The experience study in TCDRS was for the period January 1, 2017 through December 31, 2020, first used in the December 31, 2020 valuation. Healthy post-retirement mortality rates and annuity purchase rates were updated based on a Mortality Experience Investigation Study covering 2017 through 2020 and dated December 31, 2020. Assumptions are reviewed annually. No additional changes were made for the 2021 valuation.

Discount Rate

The discount rate used to measure the Total OPEB Liability was 2.12%. The discount rate was based on the Fidelity Index's "20-Year Bond GO Index" rate as of December 31, 2021. Due to the GTL being considered an unfunded OPEB plan under GASB 75, benefit payments are treated as being equal to the employer's yearly contribution for retirees.

Changes in Total OPEB Liability

	Total OPEB Liability
Balances as of December 31, 2020	\$ 429,246
Changes for the year:	
Service cost	14,480
Interest on total OPEB liability	9,287
Effect of economic/demographic Experience	6,899
Changes in assumptions	8,011
Benefit payments	(11,420)
Balances as of December 31, 2021	\$ 456,503

Sensitivity of the Total OPEB Liability to Changes in the Discount Rate

The following presents the total OPEB liability of the County's calculated using the discount rate of 2.06% as well as what the County's total OPEB liability would have been if it were calculated using a discount rate that is 1% lower and 1% higher than the current rate:

	1% Decrease (1.06%)	Current Rate (2.06%)	1% Increase (3.06%)
Total OPEB liability	\$ 544,886	\$ 456,503	\$ 387,479

EASTLAND COUNTY, TEXAS
NOTES TO FINANCIAL STATEMENTS
September 30, 2022

OPEB Expense

Contributions subsequent to measurement date	\$ 18,789
Change in OPEB liability	<u>123,716</u>
Total OPEB expense	<u>\$ 142,505</u>

Deferred (Inflows)/Outflows of Resources

For the year ended September 30, 2022, the County recognized OPEB expense of \$142,505. The County reported deferred outflows of resources related to OPEB from the following sources:

	Deferred (Inflows) of Resources	Deferred Outflows of Resources
Differences between expected and actual experience	\$ (1,197)	\$ 5,174
Changes in assumptions and other inputs	-	21,289
Contributions made subsequent to measurement date	<u>-</u>	<u>18,789</u>
Total	<u>\$ (1,197)</u>	<u>\$ 45,252</u>

Deferred outflows of resources related to contributions subsequent to measurement date of \$18,789 will be recognized as a reduction of the total OPEB liability for the year ending September 30, 2022. Remaining net deferred outflows of resources related to OPEB totaling \$25,266 will be recognized in OPEB expense for the years ending September 30, 2023, 2024, and 2025 in the amounts of \$18,115, \$6,221, and \$930, respectively.

The GTLF is a separate trust administered by the TCDRS board of trustees. TCDRS issues a publicly available comprehensive annual financial report (CAFR) that includes financial statements and required supplementary information for the OGTLF. This report may be obtained by writing to the Texas County & District Retirement System, P.O. Box 2034, Austin, TX 78768-2034, or by calling 800-823-7782. TCDRS' CAFR is also available at www.tcdrs.org.

NOTE 11: OTHER POSTEMPLOYMENT BENEFITS – HEALTH CARE

Plan Description

The County provides certain health care benefits through a single employer defined benefit OPEB plan. Permanent full-time employees who retire under TCDRS eligibility rules are eligible to participate in the county's health care plan as a retiree at their own expense. The retiree pays 100% of the premiums for the insurance. Members are eligible at any age with 20 years of service or at age 60 with 8 years of service, 20 years of service without regard to age, or when the retirees age plus years of service equals 75. Spouses and dependents of retirees are also eligible. As of the date of the latest actuarial valuation, the County has 93 active employees and 3 retirees participating in the plan.

Texas Local Government Code Section 157.101 assigns the authority to establish and amend benefit provisions to the Commissioners' Court. The plan is not administered by a trust and there are no assets accumulated in a trust.

EASTLAND COUNTY, TEXAS
NOTES TO FINANCIAL STATEMENTS
September 30, 2022

Employees covered by benefit terms

At the September 30, 2022 valuation and measurement date, the following employees were covered by the benefit terms:

Retired employees currently receiving benefits	3
Active employees	93
Total participants	<u>96</u>

Actuarial Assumptions

The total OPEB Liability in the September 30, 2022 actuarial valuation was determined using the following actuarial assumptions:

Inflation	Does not apply
Salary increases	3.50%
Discount rate	4.77% (2.27% real rate of return plus 2.50% inflation)

Actuarial assumptions used in the September 30, 2022 valuation were based on the results of actuarial experience studies. The experience study was for the period October 1, 2017 through September 30, 2020. Healthy post-retirement mortality rates and annuity purchase rates were updated based on a Mortality Experience Investigation Study covering 2015 through 2019 and dated September 30, 2020. Assumptions are reviewed annually. No additional changes were made to the 2022 valuation.

Discount Rate

The discount rate used to measure the Total OPEB Liability was 4.77%. The discount rate was based on the Fidelity Index's "20-Year Bond GO Index" rate as of December 31, 2021.

Changes in Total OPEB Liability

	<u>Total OPEB Liability</u>
Balances as of September 30, 2021	\$ 117,710
Changes for the year:	
Service cost	10,888
Interest on total OPEB liability	2,906
Effect of demographic/economic experience	(15,791)
Changes in assumptions	<u>(25,490)</u>
Balances as of September 30, 2022	<u>\$ 90,223</u>

Sensitivity of the Total OPEB Liability to Changes in the Discount Rate

The following presents the total OPEB liability of the County calculated using the discount rate of 2.26% as well as what the County's total OPEB liability would have been if it were calculated using a discount rate that is 1% lower and 1% higher than the current rate:

	<u>1% Decrease (3.77%)</u>	<u>Current Rate (4.77%)</u>	<u>1% Increase (5.77%)</u>
Total OPEB liability	\$ 99,688	\$ 90,223	\$ 81,679

EASTLAND COUNTY, TEXAS
NOTES TO FINANCIAL STATEMENTS
September 30, 2022

Deferred (Inflows)/Outflows of Resources

For the year ended September 30, 2022, the County recognized OPEB expense of \$19,282. The County reported deferred outflows of resources related to OPEB from the following sources:

	Deferred (Inflows) of Resources	Deferred Outflows of Resources
Difference between expected and actual experience	\$ (20,076)	\$ -
Changes in assumptions and other Inputs	(34,950)	3,864
Total	<u>\$ (55,026)</u>	<u>\$ 3,864</u>

Due to the measurement date being the same as fiscal year-end, no deferred outflows of resources related to contributions subsequent to the measurement date of will be recognized as a reduction of the total OPEB liability for the year ending September 30, 2022. Remaining net deferred outflows (inflows) of resources related to OPEB totaling (\$51,162) will be recognized in OPEB income for the years ending December 31, 2023, 2024, 2025, 2026, and 2027 in the amounts of (\$12,072), (\$12,578), (\$12,677), (\$7,184), (\$6,651), respectively.

NOTE 12: RISK MANAGEMENT AND UNCERTAINTIES

The County's risks of significant losses from auto and property damage and general, law enforcement, and public official liability are covered by participation in the Texas Association of counties (TAC) Risk Management Pool. Coverage with TAC is handled like commercial insurance by both parties. There have been no significant reductions in insurance coverage for the current year.

The COVID-19 outbreak in the United States has created economic uncertainties that may impact future operations and/or estimates. The extent of the impact on operational and financial performance will depend on certain developments, including the duration and spread of the outbreak, impact on County tax payors, employees, and vendors all of which are uncertain and cannot be predicted.

NOTE 13: INTERFUND TRANSACTIONS

The composition of interfund balances as of September 30, 2022, are as follows:

Due from/to other funds:

<u>Receivable Fund</u>	<u>Payable Fund</u>	<u>Amount</u>
Other governmental funds	General fund	\$ 18,740
General fund	Other governmental funds	4,815
Other governmental funds	Other governmental funds	2,366
Road and bridge fund	General fund	3,029
		<u>\$ 28,950</u>

The above balances reflect temporary cash advances.

EASTLAND COUNTY, TEXAS
NOTES TO FINANCIAL STATEMENTS
September 30, 2022

Transfers:

Transfers are indicative of funding for capital projects, lease payments or debt service, subsidies of various County operations and re-allocations of special revenues. The following schedule briefly summarizes the County's transfer activity:

<u>Transfer From</u>	<u>Transfer To</u>	<u>Amount</u>
General fund	Road and bridge fund	\$ 1,215,750
General fund	Courthouse security fund	147,842
General fund	Jury fund	7,500
General fund	Grant fund	1,035
Grants fund	General fund	172,602
Grants fund	Road and bridge fund	20,598
Cooperative dispatch	General fund	5,935
		<u>\$ 1,571,262</u>

NOTE 14: TAX ABATEMENTS

Eastland County negotiates property tax abatement agreements with local businesses on an individual basis. All agreements are negotiated under state law (Chapter 312 of the Texas Tax Code, "Property Redevelopment and Tax Abatement Act"), which allows the County to abate property taxes to any business located inside or outside Eastland County to promote the development/redevelopment of certain contiguous geographic areas within its jurisdiction. Eastland County may grant abatements of up to 100 percent of annual property tax values.

As of September 30, 2022, Eastland County did not have any tax abatement agreements.

NOTE 15: DEFICIT FUND EQUITY

The grants fund ended with a deficit balance of (\$112,963) as of September 30, 2022. Transfers from the general fund are available to eliminate the fund deficit balance.

REQUIRED SUPPLEMENTARY INFORMATION OTHER THAN
MANAGEMENT'S DISCUSSION AND ANALYSIS

EASTLAND COUNTY, TEXAS
SCHEDULE OF REVENUES, EXPENDITURES AND CHANGES IN FUND BALANCE
BUDGET AND ACTUAL - GENERAL FUND

For the Year Ended September 30, 2022

	Budgeted Amounts		Actual Amount	Variance with
	Original	Final	(Budgetary Basis)	Final Budget Positive or (Negative)
Budgetary fund balances, October 1	\$ 4,621,791	\$ 4,621,791	\$ 4,621,791	\$ -
RESOURCES (INFLOWS):				
Taxes	6,996,255	7,002,909	7,733,901	730,992
Grants and contributions	70,995	103,032	98,217	(4,815)
Charges for services	733,956	897,651	950,081	52,430
Fines and forfeitures	396,350	542,572	501,540	(41,032)
Interest income	19,000	36,995	37,962	967
Other revenue	1,867,699	1,716,262	154,082	(1,562,180)
† Amounts available for appropriation	10,084,255	10,299,421	9,475,783	(823,638)
CHARGES TO APPROPRIATIONS				
(OUTFLOWS):				
General government	3,390,020	3,434,660	3,325,291	109,369
Judicial and legal	1,507,442	1,505,913	1,435,848	70,065
Public safety	2,912,691	3,042,200	2,903,067	139,133
Public facilities	352,670	352,688	299,743	52,945
Health and welfare	502,325	443,008	489,763	(46,755)
Transfers out	1,419,107	1,449,213	1,193,590	255,623
Total charges to appropriations	10,084,255	10,227,682	9,647,302	580,380
Budgetary fund balances, September 30	\$ 4,621,791	\$ 4,693,530	\$ 4,450,272	\$ (243,258)

Notes to Budgetary Comparison Schedule - General Fund

Note 1: Basis of Accounting

The budget is prepared on the same modified accrual basis of accounting as applied to the governmental fund in the basic financial statements. Revenues are recognized as soon as they are both measurable and available and expenditures are recorded when a liability is incurred, as under accrual accounting.

EASTLAND COUNTY, TEXAS
SCHEDULE OF REVENUES, EXPENDITURES AND CHANGES IN FUND BALANCE
BUDGET AND ACTUAL - ROAD AND BRIDGE FUND

For the Year Ended September 30, 2022

	Budgeted Amounts		Actual Amount	Variance with
	Original	Final	(Budgetary Basis)	Final Budget Positive/ (Negative)
Budgetary fund balances, October 1	\$ 212,399	\$ 212,399	\$ 212,399	\$ -
RESOURCES (INFLOWS):				
Grants and contributions	27,256	27,256	27,246	(10)
Charges for services	443,000	458,250	455,250	(3,000)
Interest income	600	4,591	4,591	-
Other revenue	48,169	223,591	201,163	(22,428)
Transfers in	1,236,250	1,285,919	1,236,348	(49,571)
Amounts available for appropriation	1,755,275	1,999,607	1,924,598	(75,009)
CHARGES TO APPROPRIATIONS (OUTFLOWS):				
Road and bridge	1,734,775	1,908,961	1,790,167	118,794
Total charges to appropriations	1,734,775	1,908,961	1,790,167	118,794
Budgetary fund balances, September 30	\$ 232,899	\$ 303,045	\$ 346,830	\$ 43,785

Notes to Budgetary Comparison Schedule - Road and Bridge Fund

Note 1: Basis of Accounting

The budget is prepared on the same modified accrual basis of accounting as applied to the governmental fund in the basic financial statements. Revenues are recognized as soon as they are both measurable and available and expenditures are recorded when a liability is incurred, as under accrual accounting.

EASTLAND COUNTY, TEXAS
SCHEDULE OF CHANGES IN NET PENSION LIABILITY
AND RELATED RATIOS - PENSION PLAN

For the Last Ten Fiscal Years *

	Measurement Date 12/31/2021	Measurement Date 12/31/2020	Measurement Date 12/31/2019	Measurement Date 12/31/2018	Measurement Date 12/31/2017	Measurement Date 12/31/2016	Measurement Date 12/31/2015	Measurement Date 12/31/2014
Total Pension Liability:								
Service cost	\$ 559,245	\$ 595,239	\$ 554,354	\$ 552,613	\$ 588,474	\$ 625,600	\$ 535,292	\$ 500,363
Interest on total pension liability	1,641,244	1,582,307	1,487,420	1,409,777	1,313,760	1,218,092	1,151,817	1,078,571
Effect of plan changes	(130,073)	1,146,525			106,821		(84,266)	99,948
Effect of assumption or plan changes	(1,389)	39,010	151,803	(14,710)	109,445	(131,768)	183,804	
Effect of economic / demographic (gains) or losses	(1,421,443)	(1,115,734)	(1,012,313)	(970,222)	(827,063)	(798,692)	(143,620)	(3,198)
Benefit payments / refunds of contributions							(841,055)	(737,646)
Net change in total pension liability	647,584	2,247,347	1,181,264	977,458	1,291,437	913,232	801,972	938,038
Total pension liability, beginning	21,733,774	19,486,427	18,305,163	17,327,705	16,036,268	15,123,036	14,321,064	13,383,025
Total pension liability, ending (a)	22,381,358	21,733,774	19,486,427	18,305,163	17,327,705	16,036,268	15,123,036	14,321,063
Fiduciary Net Position:								
Employer contributions	642,015	635,467	567,905	660,397	520,330	534,119	491,868	458,481
Member contributions	307,465	307,486	307,290	297,919	288,780	283,179	289,578	266,558
Investment income net of investment expenses	4,279,896	1,865,098	2,568,811	(297,509)	2,036,608	961,424	(44,609)	828,598
Benefit payments / refunds of contributions	(1,421,443)	(1,115,734)	(1,012,313)	(970,222)	(827,063)	(798,692)	(841,055)	(737,646)
Administrative expenses	(12,724)	(14,438)	(13,760)	(12,563)	(10,615)	(10,456)	(9,378)	(9,755)
Other	(7,939)	(3,323)	(2,179)	1,248	(341)	(18,372)	48,570	(5,233)
Net change in fiduciary net position	3,787,270	1,674,556	2,415,754	(320,730)	2,007,699	951,202	(65,026)	801,003
Fiduciary net position, beginning	19,731,965	18,057,409	15,641,655	15,962,385	13,954,686	13,003,484	13,068,510	12,267,507
Fiduciary net position, ending (b)	23,519,235	19,731,965	18,057,409	15,641,655	15,962,385	13,954,686	13,003,484	13,068,510
Net pension liability, ending ((a) - (b))	\$ (1,137,877)	\$ 2,001,809	\$ 1,429,018	\$ 2,663,508	\$ 1,365,320	\$ 2,081,582	\$ 2,119,552	\$ 1,252,553
Fiduciary net position as a % of total pension liability	105.08%	90.79%	92.67%	85.45%	92.12%	87.02%	85.98%	91.25%
Pensionable covered payroll	\$ 4,392,351	\$ 4,392,658	\$ 4,389,851	\$ 4,255,983	\$ 4,125,429	\$ 4,045,420	\$ 4,136,826	\$ 3,807,966
Net pension liability as a % of covered payroll	-25.91%	45.57%	32.55%	62.58%	33.10%	51.46%	51.24%	32.89%

* A full 10-year schedule will be displayed as it becomes available

EASTLAND COUNTY, TEXAS
SCHEDULE OF CONTRIBUTIONS - PENSION PLAN

For the Last Ten Fiscal Years

Period Ending December 31, (Measurement Date)	Actuarially Determined Contribution	Actual Employer Contribution	Contribution Deficiency (Excess)	Pensionable Covered Payroll	Actual Contribution as a % of Covered Payroll
2013	\$ 415,511	\$ 415,511	\$ -	\$ 3,518,322	11.81%
2014	458,481	458,481	-	3,807,966	12.04%
2015	491,868	491,868	-	4,136,826	11.89%
2016	534,119	534,119	-	4,045,420	13.20%
2017	460,398	520,330	(59,932)	4,125,429	12.61%
2018	495,397	660,397	(165,000)	4,255,983	15.52%
2019	507,905	567,905	(60,000)	4,389,851	12.94%
2020	507,905	567,905	(60,000)	4,389,851	12.94%
2021	520,933	642,015	(121,082)	4,392,351	14.62%
2022	629,864	629,864	-	4,788,213	13.15%

Notes to Schedule of Contributions:

Valuation date: Actuarially determined contribution rates are calculated as of December 31, two years prior to the end of the fiscal year in which the contributions are reported.

Methods and Assumptions Used to Determine Contribution Rates:

Actuarial Cost Method	Entry age normal
Amortization Method	Level percentage of payroll, closed
Remaining Amortization Period	16.2 years
Asset Valuation Method	5 year smoothed value
Inflation	2.50%
Salary Increases	4.7% including inflation
Investment Rate of Return	7.50%
Retirement Age	Members who are eligible for service retirement are assumed to commence receiving benefit payments based on age. The average age at service retirement for recent retirees is 61.
Mortality	135% of the Pub-2010 General Retirees Table for males and 120% of the Pub-2010 General Retirees Table for females, both projected with 100% of the MP-2021 Ultimate scale after 2010.
Changes in Plan Provisions Reflected in the Schedule *	Effective with the 2015 calendar year, employer contributions reflect that a 2% flat COLA was adopted
	Effective with the 2017 calendar year, new annuity purchase rates were reflected for benefits earned after 2017.

* Only changes effective 2015 and later are shown in the Notes to Schedule

EASTLAND COUNTY, TEXAS
SCHEDULE OF CHANGES IN TOTAL OPEB LIABILITY AND RELATED RATIOS -
OTHER POSTEMPLOYMENT BENEFITS - GROUP TERM LIFE

For the Last Ten Fiscal Years *

	Measurement Date 12/31/2021	Measurement Date 12/31/2020	Measurement Date 12/31/2019	Measurement Date 12/31/2018	Measurement Date 12/31/2017
Total OPEB Liability:					
Service cost	\$ 14,480	\$ 14,737	\$ 9,762	\$ 11,119	\$ 12,455
Interest on total OPEB liability	9,287	10,531	12,210	10,928	10,972
Effect of assumption changes or inputs	8,011	43,592	71,257	(30,727)	1,951
Effect of economic/demographic (gains) or losses	6,899	(3,696)	(657)	111	11,754
Benefit payments/refunds of contributions	<u>(11,420)</u>	<u>(10,982)</u>	<u>(10,975)</u>	<u>(8,938)</u>	<u>(7,838)</u>
Net change in total OPEB liability	<u>27,257</u>	<u>54,182</u>	<u>81,597</u>	<u>(17,507)</u>	<u>29,294</u>
Total OPEB liability, beginning	<u>429,246</u>	<u>375,064</u>	<u>293,467</u>	<u>310,974</u>	<u>281,680</u>
Total OPEB liability, ending	<u>\$ 456,503</u>	<u>\$ 429,246</u>	<u>\$ 375,064</u>	<u>\$ 293,467</u>	<u>\$ 310,974</u>
Covered payroll	\$ 4,392,351	\$ 4,392,658	\$ 4,389,851	\$ 4,255,983	\$ 4,125,429
Total OPEB liability as a % of covered payroll	10.39%	9.77%	8.54%	6.90%	7.54%

* A full 10-year schedule will be displayed as it becomes available

EASTLAND COUNTY, TEXAS
SCHEDULE OF CHANGES IN TOTAL OPEB LIABILITY AND RELATED RATIOS -
OTHER POSTEMPLOYMENT BENEFITS - HEALTH CARE

For the Last Ten Fiscal Years *

	Measurement Date 9/30/2022	Measurement Date 9/30/2021	Measurement Date 9/30/2020	Measurement Date 9/30/2019	Measurement Date 9/30/2018
Total OPEB Liability:					
Service cost	\$ 10,888	\$ 10,002	\$ 10,676	\$ 8,511	\$ 8,179
Interest on total OPEB liability	2,906	2,638	3,699	4,811	4,554
Differences between expected and actual experience	(15,791)	(2,258)	(7,489)	(6,283)	
Changes in assumptions	(25,490)	65	(28,000)	13,921	
Benefit payments/refunds of contributions				(5,116)	(8,382)
Net change in total OPEB liability	(27,487)	10,447	(21,114)	15,844	4,351
Total OPEB liability, beginning	117,710	107,263	128,377	112,533	108,182
Total OPEB liability, ending	\$ 90,223	\$ 117,710	\$ 107,263	\$ 128,377	\$ 112,533
Covered payroll	\$ 3,553,095	\$ 3,389,882	\$ 3,685,954	\$ 3,483,554	\$ 3,983,828
Total OPEB liability as a % of covered payroll	2.54%	3.47%	2.91%	3.69%	2.82%

* A full 10-year schedule will be displayed as it becomes available

SUPPLEMENTARY INFORMATION – COMBINING FINANCIAL STATEMENTS
NONMAJOR GOVERNMENTAL FUNDS

EASTLAND COUNTY, TEXAS
COMBINING BALANCE SHEET -
NONMAJOR GOVERNMENTAL FUNDS

September 30, 2022

	<u>Adult Probation</u>	<u>Cooperative Dispatch</u>	<u>Constable LEOSE</u>	<u>County Clerk Record Archival</u>	<u>County Clerk Records Management</u>
ASSETS					
Cash and cash equivalents	\$ 165,386	\$ 165,032	\$ 17,962	\$ 213,728	\$ 166,278
Other assets	1,797	343			
Due from other funds	53			2,190	2,355
Due from other governments	<u>30,729</u>				
Total Assets	<u>\$ 197,965</u>	<u>\$ 165,375</u>	<u>\$ 17,962</u>	<u>\$ 215,918</u>	<u>\$ 168,633</u>
LIABILITIES AND FUND BALANCE					
Liabilities:					
Accounts payable	\$ 2,889	\$ 11,069	\$	\$	\$ 189
Accrued wages	23,742	41,954			305
Due to other funds	225				
Due to other governments					
Unearned revenue					
Total Liabilities	<u>26,856</u>	<u>53,023</u>	<u>-</u>	<u>-</u>	<u>494</u>
Fund Balances:					
Non-spendable	1,797	343			
Restricted	169,312		17,962	215,918	168,139
Assigned		<u>112,009</u>			
Total Fund Balance	<u>171,109</u>	<u>112,352</u>	<u>17,962</u>	<u>215,918</u>	<u>168,139</u>
Total Liabilities and Fund Balance	<u>\$ 197,965</u>	<u>\$ 165,375</u>	<u>\$ 17,962</u>	<u>\$ 215,918</u>	<u>\$ 168,633</u>

<u>County Farm</u>	<u>Courthouse Security</u>	<u>D.A. E.C.C.C.</u>	<u>D.A. Forfeiture</u>	<u>D.A. LEOSE</u>	<u>D.A. State Allocation</u>
\$ 2,775	\$ 103,195	\$ 18,117	\$ 221,677	\$ 2,912	\$ 293
	6,262		130		
	1,380		146		10,048
	34				
<u>\$ 2,775</u>	<u>\$ 110,871</u>	<u>\$ 18,117</u>	<u>\$ 221,953</u>	<u>\$ 2,912</u>	<u>\$ 10,341</u>
\$	\$	\$	\$	\$	\$ 9,614
	5,953		416		
<u>-</u>	<u>5,953</u>	<u>-</u>	<u>416</u>	<u>-</u>	<u>9,614</u>
<u>2,775</u>	<u>104,918</u>	<u>18,117</u>	<u>221,537</u>	<u>2,912</u>	<u>727</u>
<u>2,775</u>	<u>104,918</u>	<u>18,117</u>	<u>221,537</u>	<u>2,912</u>	<u>727</u>
<u>\$ 2,775</u>	<u>\$ 110,871</u>	<u>\$ 18,117</u>	<u>\$ 221,953</u>	<u>\$ 2,912</u>	<u>\$ 10,341</u>

EASTLAND COUNTY, TEXAS
COMBINING BALANCE SHEET -
NONMAJOR GOVERNMENTAL FUNDS (CONTINUED)

September 30, 2022

	<u>Dist. Clerk Records Management & Preservation</u>	<u>Election Service</u>	<u>Justice Court Technology</u>	<u>Juvenile Probation</u>	<u>Law Library</u>
ASSETS					
Cash and cash equivalents	\$ 21,793	\$ 29,037	\$ 35,195	\$ 122,482	\$ 78,465
Other assets					
Due from other funds	431		358	225	910
Due from other governments			34		
	<u> </u>	<u> </u>	<u> </u>	<u> </u>	<u> </u>
Total Assets	\$ <u>22,224</u>	\$ <u>29,037</u>	\$ <u>35,587</u>	\$ <u>122,707</u>	\$ <u>79,375</u>
LIABILITIES AND FUND BALANCE					
Liabilities:					
Accounts payable	\$	\$ 18,650	\$ 3	\$ 15,698	\$ 1,266
Accrued wages			47	16,099	
Due to other funds					
Due to other governments					
Unearned revenue					
	<u> </u>	<u> </u>	<u> </u>	<u> </u>	<u> </u>
Total Liabilities	<u>-</u>	<u>18,650</u>	<u>50</u>	<u>31,797</u>	<u>1,266</u>
Fund Balances:					
Non-spendable					
Restricted	22,224	10,387	35,537	90,910	78,109
Assigned					
	<u> </u>	<u> </u>	<u> </u>	<u> </u>	<u> </u>
Total Fund Balance	<u>22,224</u>	<u>10,387</u>	<u>35,537</u>	<u>90,910</u>	<u>78,109</u>
Total Liabilities and Fund Balance	\$ <u>22,224</u>	\$ <u>29,037</u>	\$ <u>35,587</u>	\$ <u>122,707</u>	\$ <u>79,375</u>

<u>Records Management and Preservation</u>	<u>Sheriff's LEOSE</u>	<u>Sheriff's Commissary</u>	<u>Historical Commission</u>	<u>Vital Statistics Preservation</u>	<u>Jury Fund</u>
\$ 40,491	\$ 2,862	\$ 43,873	\$ 3,287	\$ 5,684	\$ 22,123
705				37	309
<u>41,196</u>	<u>2,862</u>	<u>43,873</u>	<u>3,287</u>	<u>5,721</u>	<u>22,432</u>
\$	\$	\$	\$	\$	\$
		1,372			
-	-	1,372	-	-	-
41,196	2,862	42,501	3,287	5,721	22,432
<u>41,196</u>	<u>2,862</u>	<u>42,501</u>	<u>3,287</u>	<u>5,721</u>	<u>22,432</u>
<u>\$ 41,196</u>	<u>\$ 2,862</u>	<u>\$ 43,873</u>	<u>\$ 3,287</u>	<u>\$ 5,721</u>	<u>\$ 22,432</u>

EASTLAND COUNTY, TEXAS
COMBINING BALANCE SHEET -
NONMAJOR GOVERNMENTAL FUNDS (CONTINUED)

September 30, 2022

	<u>Dist. Court Records Preservation</u>	<u>Court Technology</u>	<u>District Clerk Record Archival</u>	<u>Sheriff's Seizure Fund</u>	<u>Grants Fund</u>
ASSETS					
Cash and cash equivalents	\$ 35,740	\$ 17,453	\$ 9,801	\$ 2,578	\$ 113,054
Other assets					
Due from other funds	160	82	15		
Due from other governments					109,314
	<u> </u>	<u> </u>	<u> </u>	<u> </u>	<u> </u>
Total Assets	<u>\$ 35,900</u>	<u>\$ 17,535</u>	<u>\$ 9,816</u>	<u>\$ 2,578</u>	<u>\$ 222,368</u>
LIABILITIES AND FUND BALANCE					
Liabilities:					
Accounts payable	\$ 30,703	\$	\$	\$	\$ 215,858
Accrued wages					
Due to other funds					6,950
Due to other governments					
Unearned revenue					112,523
	<u> </u>	<u> </u>	<u> </u>	<u> </u>	<u> </u>
Total Liabilities	<u>30,703</u>	<u>-</u>	<u>-</u>	<u>-</u>	<u>335,331</u>
Fund Balances:					
Non-spendable					
Restricted	5,197	17,535	9,816	2,578	(112,963)
Assigned					
	<u> </u>	<u> </u>	<u> </u>	<u> </u>	<u> </u>
Total Fund Balance	<u>5,197</u>	<u>17,535</u>	<u>9,816</u>	<u>2,578</u>	<u>(112,963)</u>
Total Liabilities and Fund Balance	<u>\$ 35,900</u>	<u>\$ 17,535</u>	<u>\$ 9,816</u>	<u>\$ 2,578</u>	<u>\$ 222,368</u>

Child Abuse Prevention Fund	Truancy Prevention Fund	Court Facility Fee Fund	Language Access Fund	Court Reporter Fund	Total Nonmajor Governmental Funds
\$ 768	\$ 16,992	\$ 4,458	\$ 663	\$ 5,829	\$ 1,689,983
	448	520	84	650	8,532
					21,106
					140,111
<u>\$ 768</u>	<u>\$ 17,440</u>	<u>\$ 4,978</u>	<u>\$ 747</u>	<u>\$ 6,479</u>	<u>\$ 1,859,732</u>
\$	\$	\$	\$	\$	\$ 305,939
					88,516
				6	7,181
					1,372
					112,523
<u>-</u>	<u>-</u>	<u>-</u>	<u>-</u>	<u>6</u>	<u>515,531</u>
768	17,440	4,978	747	6,473	2,140
					1,223,990
					118,071
<u>768</u>	<u>17,440</u>	<u>4,978</u>	<u>747</u>	<u>6,473</u>	<u>1,344,201</u>
<u>\$ 768</u>	<u>\$ 17,440</u>	<u>\$ 4,978</u>	<u>\$ 747</u>	<u>\$ 6,479</u>	<u>\$ 1,859,732</u>

EASTLAND COUNTY, TEXAS
COMBINING STATEMENT OF REVENUES, EXPENDITURES, AND CHANGES IN FUND BALANCES -
NONMAJOR GOVERNMENTAL FUNDS

For the Year Ended September 30, 2022

	Adult Probation	Cooperative Dispatch	Constable LEOSE	County Clerk Record Archival	County Clerk Records Management
REVENUES:					
Grants and contributions	\$ 214,714	\$ 3,950	\$	\$	\$
Charges for services	359,600	565,650		47,620	48,983
Fines and forfeitures					
Interest income	1,431	1,398	103	1,169	963
Other revenue	7,999	784	1,109		
	<u>583,744</u>	<u>571,782</u>	<u>1,212</u>	<u>48,789</u>	<u>49,946</u>
Total Revenues					
EXPENDITURES:					
Current:					
General government					
Judicial and legal	595,323				20,859
Public safety		566,453	120		
Public facilities					
Road and bridge					
Health and welfare					
	<u>595,323</u>	<u>566,453</u>	<u>120</u>	<u>-</u>	<u>20,859</u>
Total Expenditures					
Excess (Deficit) Revenues Over	<u>(11,579)</u>	<u>5,329</u>	<u>1,092</u>	<u>48,789</u>	<u>29,087</u>
OTHER FINANCING SOURCES (USES):					
Transfers in (out)		(5,935)			
	<u>(11,579)</u>	<u>(606)</u>	<u>1,092</u>	<u>48,789</u>	<u>29,087</u>
Excess (Deficit) Revenues and Other Financing Sources Over Expenditures and Financing Uses					
Fund Balance, Beginning of Year	<u>182,688</u>	<u>112,958</u>	<u>16,870</u>	<u>167,129</u>	<u>139,052</u>
Fund Balance, End of Year	<u>\$ 171,109</u>	<u>\$ 112,352</u>	<u>\$ 17,962</u>	<u>\$ 215,918</u>	<u>\$ 168,139</u>

<u>County Farm</u>	<u>Courthouse Security</u>	<u>D.A. E.C.C.C.</u>	<u>D.A. Forfeiture</u>	<u>D.A. LEOSE</u>	<u>D.A. State Allocation</u>
\$	\$ 22,000	\$	\$	\$ 555	\$ 18,333
	20,426	289			
15	764	104	211		8
<u>3,121</u>	<u> </u>	<u> </u>	<u>1,310</u>	<u> </u>	<u> </u>
<u>3,136</u>	<u>43,190</u>	<u>393</u>	<u>1,521</u>	<u>555</u>	<u>18,341</u>
		4,220	13,738		18,333
	166,970				
<u>9,117</u>	<u> </u>	<u> </u>	<u> </u>	<u> </u>	<u> </u>
<u>9,117</u>	<u>166,970</u>	<u>4,220</u>	<u>13,738</u>	<u>-</u>	<u>18,333</u>
<u>(5,981)</u>	<u>(123,780)</u>	<u>(3,827)</u>	<u>(12,217)</u>	<u>555</u>	<u>8</u>
<u> </u>	<u>147,842</u>	<u> </u>	<u> </u>	<u> </u>	<u> </u>
<u>(5,981)</u>	<u>24,062</u>	<u>(3,827)</u>	<u>(12,217)</u>	<u>555</u>	<u>8</u>
<u>8,756</u>	<u>80,856</u>	<u>21,944</u>	<u>233,754</u>	<u>2,357</u>	<u>719</u>
<u>\$ 2,775</u>	<u>\$ 104,918</u>	<u>\$ 18,117</u>	<u>\$ 221,537</u>	<u>\$ 2,912</u>	<u>\$ 727</u>

EASTLAND COUNTY, TEXAS
COMBINING STATEMENT OF REVENUES, EXPENDITURES, AND CHANGES IN FUND BALANCES -
NONMAJOR GOVERNMENTAL FUNDS (CONTINUED)

For the Year Ended September 30, 2022

	Dist. Clerk Records Management & Preservation	Election Service	Justice Court Technology	Juvenile Probation	Law Library
REVENUES:					
Grants and contributions	\$	\$	\$	\$ 283,429	\$
Charges for services	4,004		6,302		10,711
Fines and forfeitures				235	
Interest income	135	163	201	925	454
Other revenue		7,906			
Total Revenues	<u>4,139</u>	<u>8,069</u>	<u>6,503</u>	<u>284,589</u>	<u>11,165</u>
EXPENDITURES:					
Current:					
General government		18,650			
Judicial and legal	4,372		16,622	309,864	12,443
Public safety					
Public facilities					
Road and bridge					
Health and welfare					
Total Expenditures	<u>4,372</u>	<u>18,650</u>	<u>16,622</u>	<u>309,864</u>	<u>12,443</u>
Excess (Deficit) Revenues Over Expenditures	<u>(233)</u>	<u>(10,581)</u>	<u>(10,119)</u>	<u>(25,275)</u>	<u>(1,278)</u>
OTHER FINANCING SOURCES:					
Transfers in (out)					
Excess (Deficit) Revenues and Other Financing					
Sources Over Expenditures and Financing	<u>(233)</u>	<u>(10,581)</u>	<u>(10,119)</u>	<u>(25,275)</u>	<u>(1,278)</u>
Fund Balance, Beginning of Year	<u>22,457</u>	<u>20,968</u>	<u>45,656</u>	<u>116,185</u>	<u>79,387</u>
Fund Balance, End of Year	<u>\$ 22,224</u>	<u>\$ 10,387</u>	<u>\$ 35,537</u>	<u>\$ 90,910</u>	<u>\$ 78,109</u>

<u>Records Management and Preservation</u>	<u>Sheriff's LEOSE</u>	<u>Sheriff's Commissary</u>	<u>Historical Commission</u>	<u>Vital Statistics Preservation</u>	<u>Jury Fund</u>
\$ 9,218	\$ 4,500	\$ 51,827	\$	\$ 1,134	\$
221		242		31	147
<u>9,439</u>	<u>4,500</u>	<u>52,069</u>	<u>-</u>	<u>1,165</u>	<u>6,867</u>
7,710					16,932
	5,833	63,007			
<u>7,710</u>	<u>5,833</u>	<u>63,007</u>	<u>-</u>	<u>-</u>	<u>16,932</u>
<u>1,729</u>	<u>(1,333)</u>	<u>(10,938)</u>	<u>-</u>	<u>1,165</u>	<u>(9,918)</u>
					<u>7,500</u>
<u>1,729</u>	<u>(1,333)</u>	<u>(10,938)</u>	<u>-</u>	<u>1,165</u>	<u>(2,418)</u>
<u>39,467</u>	<u>4,195</u>	<u>53,439</u>	<u>3,287</u>	<u>4,556</u>	<u>24,850</u>
<u>\$ 41,196</u>	<u>\$ 2,862</u>	<u>\$ 42,501</u>	<u>\$ 3,287</u>	<u>\$ 5,721</u>	<u>\$ 22,432</u>

EASTLAND COUNTY, TEXAS
COMBINING STATEMENT OF REVENUES, EXPENDITURES, AND CHANGES IN FUND BALANCES -
NONMAJOR GOVERNMENTAL FUNDS (CONTINUED)

For the Year Ended September 30, 2022

	Dist. Court Records Preservation	Court Technology	District Clerk Record Archival	Sheriff's Seizure Fund	Grants Fund
REVENUES:					
Grants and contributions	\$	\$	\$	\$	\$ 1,120,626
Charges for services	3,068	1,314	1,305		
Fines and forfeitures					
Interest income	202	101	86	15	633
Other revenue					
Total Revenues	<u>3,270</u>	<u>1,415</u>	<u>1,391</u>	<u>15</u>	<u>1,121,259</u>
EXPENDITURES:					
Current:					
General government					106,544
Judicial and legal	30,703	1,748	13,348		
Public safety					
Public facilities					
Road and bridge					933,458
Health and welfare					
Total Expenditures	<u>30,703</u>	<u>1,748</u>	<u>13,348</u>	<u>-</u>	<u>1,040,002</u>
Excess (Deficit) Revenues Over Expenditures	<u>(27,433)</u>	<u>(333)</u>	<u>(11,957)</u>	<u>15</u>	<u>81,257</u>
OTHER FINANCING SOURCES:					
Transfers in (out)					<u>(192,165)</u>
Excess (Deficit) Revenues and Other Financing					
Sources Over Expenditures and Financing	<u>(27,433)</u>	<u>(333)</u>	<u>(11,957)</u>	<u>15</u>	<u>(110,908)</u>
Fund Balance, Beginning of Year	<u>32,630</u>	<u>17,868</u>	<u>21,773</u>	<u>2,563</u>	<u>(2,055)</u>
Fund Balance, End of Year	<u>\$ 5,197</u>	<u>\$ 17,535</u>	<u>\$ 9,816</u>	<u>\$ 2,578</u>	<u>\$ (112,963)</u>

Child Abuse Prevention Fund	Truancy Prevention Fund	Court Facility Fee Fund	Language Access Fund	Court Reporter Fund	Total Nonmajor Governmental Funds
\$	\$	\$	\$	\$	\$
	7,070	4,960	744	6,450	1,668,107
					1,150,675
					446
6	88	18	3	23	10,959
448					28,234
454	7,158	4,978	747	6,473	2,858,421
					125,194
					1,066,215
970					636,383
					166,970
					933,458
					9,117
970	-	-	-	-	2,937,337
(516)	7,158	4,978	747	6,473	(78,916)
					(42,758)
(516)	7,158	4,978	747	6,473	(121,674)
1,284	10,282	-	-	-	1,465,875
\$ 768	\$ 17,440	\$ 4,978	\$ 747	\$ 6,473	\$ 1,344,201

SUPPLEMENTARY INFORMATION – COMBINING FINANCIAL STATEMENTS
FIDUCIARY FUNDS

EASTLAND COUNTY, TEXAS
COMBINING STATEMENT OF FIDUCIARY NET POSITION -
CUSTODIAL FUNDS

September 30, 2022

	<u>County Clerk</u>	<u>District Clerk</u>	<u>Unclaimed Property Fund</u>	<u>Fees Clearing Account</u>
ASSETS:				
Cash and cash equivalents	\$ 15,914	\$ 8,500	\$ 16,514	\$ 90,304
Certificates of deposit and savings				
Due from others	<u> </u>	<u> </u>	<u> </u>	<u>8,888</u>
Total Assets	<u>15,914</u>	<u>8,500</u>	<u>16,514</u>	<u>99,192</u>
LIABILITIES:				
Accrued liabilities				99,192
Due to others	15,914	8,500	16,514	
Bonds held in trust	<u> </u>	<u> </u>	<u> </u>	<u> </u>
Total Liabilities	<u>15,914</u>	<u>8,500</u>	<u>16,514</u>	<u>99,192</u>
NET POSITION:				
Unrestricted	\$ <u> - </u>	\$ <u> - </u>	\$ <u> - </u>	\$ <u> - </u>

<u>District Clerk Court Fund</u>	<u>Sheriff's Fund</u>	<u>District Registry Fund</u>	<u>District Clerk Trustee Funds</u>	<u>District Attorney Trustee Seizure Fund</u>
\$ 167,127	\$ 1	\$ 944,025	\$ 93,937	\$ 48,551
<u>167,127</u>	<u>1</u>	<u>944,025</u>	<u>93,937</u>	<u>48,551</u>
167,127	1	944,025	93,937	48,551
<u>167,127</u>	<u>1</u>	<u>944,025</u>	<u>93,937</u>	<u>48,551</u>
<u>-</u>	<u>-</u>	<u>-</u>	<u>-</u>	<u>-</u>

EASTLAND COUNTY, TEXAS
COMBINING STATEMENT OF FIDUCIARY NET POSITION -
CUSTODIAL FUNDS (CONTINUED)

September 30, 2022

	Sheriff's Inmate Fund	Tax Collector VIT Account	Tax Collector Auto Fund	Justice of the Peace #1
ASSETS:				
Cash and cash equivalents	\$ 26,389	\$ 14	\$ 211,781	\$ 10,537
Certificates of deposit and savings				
Due from others	<u> </u>	<u> </u>	<u> </u>	<u> </u>
Total Assets	<u>26,389</u>	<u>14</u>	<u>211,781</u>	<u>10,537</u>
LIABILITIES:				
Accrued liabilities				
Due to others	26,389	14	211,781	10,437
Bonds held in trust	<u> </u>	<u> </u>	<u> </u>	<u>100</u>
Total Liabilities	<u>26,389</u>	<u>14</u>	<u>211,781</u>	<u>10,537</u>
NET POSITION:				
Unrestricted	\$ <u> - </u>	\$ <u> - </u>	\$ <u> - </u>	\$ <u> - </u>

Justice of the Peace #2	Adult Supervision and Correction Fund	Total Custodial Funds
\$ 6,011	\$ 32,506	\$ 1,529,623
236		142,488
<u>6,247</u>	<u>32,506</u>	<u>9,124</u>
6,247	32,506	1,681,235
		99,192
6,247	32,506	1,581,943
		100
<u>6,247</u>	<u>32,506</u>	<u>1,681,235</u>
\$ <u><u>-</u></u>	\$ <u><u>-</u></u>	\$ <u><u>-</u></u>

EASTLAND COUNTY, TEXAS
COMBINING STATEMENT OF CHANGES IN FIDUCIARY NET POSITION -
CUSTODIAL FUNDS

September 30, 2022

	County Clerk	District Clerk	Unclaimed Property Fund	Fees Clearing Account
ADDITIONS:				
Private contributions	\$ 5,904	\$ 40,000	\$	\$ 340,354
Interest income				
Total Additions	<u>5,904</u>	<u>40,000</u>	<u>-</u>	<u>340,354</u>
DEDUCTIONS				
Administrative expenses				
Recipient payments	<u>5,904</u>	<u>40,000</u>		<u>340,354</u>
Total Deductions	<u>5,904</u>	<u>40,000</u>	<u>-</u>	<u>340,354</u>
Net increase (decrease) in fiduciary net position	-	-	-	-
Net position - beginning	<u>-</u>	<u>-</u>	<u>-</u>	<u>-</u>
Net position - ending	<u>\$ -</u>	<u>\$ -</u>	<u>\$ -</u>	<u>\$ -</u>

<u>District Clerk Court Fund</u>	<u>Sheriff's Fund</u>	<u>District Registry Fund</u>	<u>District Clerk Trustee Funds</u>	<u>District Attorney Trustee Seizure Fund</u>
\$ 95,236	\$ 2,000	\$ 42,626	\$ 491 983	\$ 27,470 262
<u>95,236</u>	<u>2,000</u>	<u>42,626</u>	<u>1,474</u>	<u>27,732</u>
<u>95,236</u>	<u>2,000</u>	<u>42,626</u>	<u>1,474</u>	<u>27,732</u>
<u>95,236</u>	<u>2,000</u>	<u>42,626</u>	<u>1,474</u>	<u>27,732</u>
-	-	-	-	-
<u>-</u>	<u>-</u>	<u>-</u>	<u>-</u>	<u>-</u>
\$ <u><u>-</u></u>	\$ <u><u>-</u></u>	\$ <u><u>-</u></u>	\$ <u><u>-</u></u>	\$ <u><u>-</u></u>

EASTLAND COUNTY, TEXAS
COMBINING STATEMENT OF FIDUCIARY NET POSITION -
CUSTODIAL FUNDS (CONTINUED)

September 30, 2022

	Sheriff's Inmate Fund	Tax Collector VIT Account	Tax Collector Auto Fund	Justice of the Peace #1
ADDITIONS:				
Private contributions	\$ 156,781	\$ 23,533	\$ 6,886,637	\$ 166,513
Interest income		19		
Total Additions	<u>156,781</u>	<u>23,552</u>	<u>6,886,637</u>	<u>166,513</u>
DEDUCTIONS				
Administrative expenses		985		
Recipient payments	<u>156,781</u>	<u>22,567</u>	<u>6,886,637</u>	<u>166,513</u>
Total Deductions	<u>156,781</u>	<u>23,552</u>	<u>6,886,637</u>	<u>166,513</u>
Net increase (decrease) in fiduciary net positic	-	-	-	-
Net position - beginning	<u>-</u>	<u>-</u>	<u>-</u>	<u>-</u>
Net position - ending	<u>\$ -</u>	<u>\$ -</u>	<u>\$ -</u>	<u>\$ -</u>

Justice of the Peace #2	Adult Supervision and Correction Fund	Total Custodial Funds
\$ 143,302	\$ 900,244 392	\$ 8,831,091 1,656
<u>143,302</u>	<u>900,636</u>	<u>8,832,747</u>
<u>143,302</u>	<u>900,636</u>	<u>8,831,762</u> 985
<u>143,302</u>	<u>900,636</u>	<u>8,832,747</u>
-	-	-
-	-	-
\$ <u><u>-</u></u>	\$ <u><u>-</u></u>	\$ <u><u>-</u></u>

INTERNAL CONTROL SECTION

June 23, 2023

**The Honorable County Judge and Commissioners
Comprising the Commissioners' Court of
Eastland County, Texas**

Independent Auditor's Report

Report on Internal Control over Financial Reporting and on Compliance and
Other Matters Based on an Audit of Financial Statements Performed in
Accordance with *Government Auditing Standards*

We have audited, in accordance with the auditing standards generally accepted in the United States of America and the standards applicable to financial audits contained in *Government Auditing Standards* issued by the Comptroller General of the United States, the financial statements of the governmental activities, each major fund, and the aggregate remaining fund information of Eastland County, Texas as of and for the year ended September 30, 2022, and the related notes to the financial statements, which collectively comprise Eastland County, Texas' basic financial statements, and have issued our report thereon dated June 23, 2023.

Internal Control Over Financial Reporting

In planning and performing our audit of the financial statements, we considered Eastland County, Texas' internal control over financial reporting (internal control) as a basis for designing audit procedures that are appropriate in the circumstances for the purpose of expressing our opinion on the financial statements, but not for the purpose of expressing an opinion on the effectiveness of the Eastland County, Texas' internal control. Accordingly, we do not express an opinion on the effectiveness of the Eastland County, Texas' internal control over financial reporting.

A *deficiency in internal control* exists when the design or operation of a control does not allow management or employees, in the normal course of performing their assigned functions, to prevent, or detect and correct misstatements on a timely basis. A *material weakness* is a deficiency, or a combination of deficiencies, in internal control such that there is a reasonable possibility that a material misstatement of the entity's financial statements will not be prevented or detected and corrected on a timely basis. A *significant deficiency* is a deficiency, or a combination of deficiencies, in internal control that is less severe than a material weakness, yet important enough to merit attention by those charged with governance.

Our consideration of internal control over financial reporting was for the limited purpose described in the first paragraph of this section and was not designed to identify all deficiencies in internal control over financial reporting that might be deficiencies, significant deficiencies, or material weaknesses. Given these limitations, during our audit we did not identify any deficiencies in internal control over financial reporting that we consider to be material weaknesses, as defined above. However, material weaknesses may exist that have not been identified.

Report on Compliance and Other Matters

As part of obtaining reasonable assurance about whether Eastland County, Texas' financial statements are free of material misstatement, we performed tests of its compliance with certain provisions of laws, regulations, contracts, and grant agreements, noncompliance with which could have a direct and material effect on the financial statements. However, providing an opinion on compliance with those provisions was not an objective of our audit, and accordingly, we do not express such an opinion. The results of our

tests disclosed no instances of noncompliance or other matters that are required to be reported under *Government Auditing Standards*.

Purpose of this Report

The purpose of this report is solely to describe the scope of our testing of internal control and compliance and the results of that testing, and not to provide an opinion on the effectiveness of Eastland County, Texas' internal control or on compliance. This report is an integral part of an audit performed in accordance with *Government Auditing Standards* in considering the entity's internal control and compliance. Accordingly, this communication is not suitable for any other purpose.

Condley and Company, L.L.P.

Certified Public Accountants

June 23, 2023

**The Honorable County Judge and Commissioners
Comprising the Commissioners' Court of
Eastland County, Texas**

Independent Auditor's Report

Report on Compliance for each Major Federal Program and on Internal Control Over Compliance Required by the Uniform Guidance

Opinion on Each Major Federal Program

We have audited Eastland County, Texas' (the "County") compliance with the types of compliance requirements described in the *OMB Compliance Supplement* that could have a direct and material effect on each of its major federal programs for the year ended September 30, 2022. The County's major federal programs are identified in the summary of auditors' results section of the accompanying Schedule of Findings and Questioned Costs.

In our opinion, the County complied, in all material respects, with the compliance requirements referred to above that could have a direct and material effect on each of its major federal programs for the year ended September 30, 2022.

Basis for Opinion on Each Major Federal Program

We conducted our audit of compliance in accordance with auditing standards generally accepted in the United States of America (GAAS); the standards applicable to financial audits contained in *Government Auditing Standards* issued by the Comptroller General of the United States (GAS); and the audit requirements of *Title 2 U.S. Code of Federal Regulations Part 200, Uniform Administrative Requirements, Cost Principles, and Audit Requirements for Federal Awards* (Uniform Guidance). Our responsibilities under those standards and the Uniform Guidance are further described in the Auditor's Responsibilities for the Audit of Compliance section of our report.

We are required to be independent of the County and to meet our other ethical responsibilities, in accordance with relevant ethical requirements relating to our audit. We believe that the audit evidence we have obtained is sufficient and appropriate to provide a basis for our opinion on compliance for each major federal program. Our audit does not provide a legal determination of the County's compliance with the compliance requirements referred to above.

Responsibilities of Management for Compliance

Management is responsible for compliance with the requirements referred to above and for the design, implementation, and maintenance of effective internal control over compliance with the requirements of laws, statutes, regulations, rules, and provisions of contracts or grant agreements applicable to the County's federal programs.

Auditor's Responsibilities for the Audit of Compliance

Our objectives are to obtain reasonable assurance about whether material noncompliance with the compliance requirements referred to above occurred, whether due to fraud or error, and express an opinion on the County's compliance based on our audit. Reasonable assurance is a high level assurance but is not absolute assurance and therefore is not a guarantee that an audit conducted in accordance with GAAS, *Government Auditing Standards*, and the Uniform Guidance will always detect material

noncompliance when it exists. The risk of not detecting material noncompliance resulting from fraud is higher than that resulting from error, as fraud may involve collusion, forgery, intentional omissions, misrepresentations, or the override of internal control. Noncompliance with the compliance requirements referred to above is considered material, if there is substantial likelihood that, individually or in the aggregate, it would influence the judgement made by a reasonable user of the report on compliance about the County's compliance with requirements of each major federal program as a whole.

In performing an audit in accordance with GAAS, *Government Auditing Standards*, and the Uniform Guidance, we:

- Exercise reasonable judgment and maintain professional skepticism throughout the audit.
- Identify audit procedures responsive to those risks. Such procedures include examining, on a test basis, evidence regarding the County's compliance with the compliance requirements referred to above and performing such procedures as we considered necessary in the circumstances.
- Obtain an understanding of the County's internal control over compliance relevant to the audit in order to design audit procedures that are appropriate in the circumstances and to test and report on internal control over compliance in accordance with the Uniform Guidance, but not for the purpose of expressing an opinion on the effectiveness of the County's internal control over compliance. Accordingly, no such opinion is expressed.

We are required to communicate with those charged with governance regarding among other matters, the planned scope and timing of the audit and any significant deficiencies and material weaknesses in internal control over compliance that we identified during the audit.

Report on Internal Control Over Compliance

A deficiency in internal control over compliance exists when the design or operation of a control over compliance does not allow management or employees, in the normal course of performing their assigned functions, to prevent, or detect and correct, noncompliance with a type of compliance requirement of a federal program on a timely basis. *A material weakness in internal control over compliance* is a deficiency, or combination of deficiencies, in internal control over compliance, such that there is a reasonable possibility that material noncompliance with a type of compliance requirement of a federal program will not be prevented, or detected and corrected, on a timely basis. *A significant deficiency in internal control over compliance* is a deficiency, or a combination of deficiencies, in internal control over compliance with a type of compliance requirement of a federal program that is less severe than a material weakness in internal control over compliance, yet important enough to merit attention by those charged with governance.

Our consideration of internal control over compliance was for the limited purpose described in the Auditor's Responsibilities for the Audit of Compliance section above and was not designed to identify all deficiencies in internal control over compliance that might be material weaknesses or significant deficiencies in internal control over compliance. Given these limitations, during our audit we did not identify any deficiencies in internal control over compliance that we consider to be material weaknesses, as defined above. However, material weaknesses or significant deficiencies may exist that we have not identified.

The purpose of this report on internal control over compliance is solely to describe the scope of our testing of internal control over compliance and the results of that testing based on the requirements of Uniform Guidance. Accordingly, this report is not suitable for any other purpose.



Certified Public Accountants

EASTLAND COUNTY, TEXAS

SCHEDULE OF FINDINGS AND QUESTIONED COSTS

For the Year Ended September 30, 2022

A. Summary of Auditors' Results

1. Financial Statements

Type of auditor's report issued? Unmodified

Internal control over financial reporting:

One or more material weaknesses identified? Yes X No

One or more significant deficiencies identified that are not considered to be material weaknesses? Yes X None Reported

Noncompliance material to financial statements noted? Yes X No

2. Federal Awards

Internal control over major programs:

One or more material weaknesses identified? Yes X No

One or more significant deficiencies identified that are not considered to be material weaknesses? Yes X None Reported

Type of auditor's report issued on compliance for major programs: Unmodified

Any audit findings disclosed that are required to be reported in accordance with 2 CFR 200.516(a)? Yes X No

Identification of major programs:

Assistance Listing Number
14.228
21.027

Name of Federal Program or Cluster
Community Development Block Grant
Coronavirus Relief Fund

Dollar threshold used to distinguish between type A and type B programs: \$750,000

Auditee qualified as low-risk auditee? X Yes No

B. Financial Statement Findings

None

C. Federal Award Findings and Questioned Costs

None

EASTLAND COUNTY, TEXAS

SCHEDULE OF PRIOR AUDIT FINDINGS

For the Year Ended September 30, 2022

None noted.

EASTLAND COUNTY, TEXAS
SCHEDULE OF EXPENDITURES OF FEDERAL AWARDS

For the Year Ended September 30, 2022

Federal/State Grantor/Pass-Through Grantor/ Program or Cluster Title	Assistance Listing Number	Pass-Through Grantor's Number	Pass-Through to Subrecipient	Expenditures
<u>EXPENDITURES OF FEDERAL AWARDS</u>				
U.S. DEPARTMENT OF HOMELAND SECURITY				
<i><u>Passed through Texas Department of Public Safety Division of Emergency Management</u></i>				
FEMA-H223-HMA-TX	97.039	DR-4223-022	\$ 154,390	\$ 154,390
PA-PA-4586	97.039	FEMA-4586	16,901	16,901
TOTAL U.S. DEPARTMENT OF HOMELAND SECURITY			<u>171,291</u>	<u>171,291</u>
U.S. DEPARTMENT OF HOUSING AND URBAN DEVELOPMENT				
<i><u>Passed through Texas Department of Agriculture</u></i>				
Community Development Block Grant	14.228	7218007		3,500
<i><u>Passed through General Lan Office (GLO)</u></i>				
Community Development Block Grant	14.228	22-082-001-D196		758,668
TOTAL U.S. DEPARTMENT OF HOUSING AND URBAN DEVELOPMENT			<u>-</u>	<u>762,168</u>
U.S. DEPARTMENT OF ELECTION ASSISTANCE				
<i><u>Passed through Texas Secretary of State</u></i>				
HAVA Election Security Grant	90.404	TX18101001-01-067		106,490
TOTAL U.S. DEPARTMENT OF ELECTION ASSISTANCE			<u>-</u>	<u>106,490</u>
U.S. DEPARTMENT OF THE TREASURY				
Coronavirus Relief Fund	21.027	028420891		1,698,542
TOTAL U.S. DEPARTMENT OF THE TREASURY			<u>-</u>	<u>1,698,542</u>
TOTAL EXPENDITURES OF FEDERAL AWARDS			<u>\$ 171,291</u>	<u>\$ 2,738,491</u>

EASTLAND COUNTY, TEXAS

NOTES TO SCHEDULE OF EXPENDITURES OF FEDERAL AWARDS

For the Year Ended September 30, 2022

Basis of Presentation

The accompanying schedule of expenditures of federal awards includes the federal award activity of Eastland County under programs of the federal government for the year ended September 30, 2022. The information in this Schedule is presented in accordance with the requirements of Title 2 U.S. Code of Federal Regulations Part 200, *Uniform Administrative Requirements, Costs Principles, and Audit Requirements for Federal Awards* (Uniform Guidance), Audits of States, Local Governments, and Non-Profit Organizations. Because the Schedule presents only a selected portion of the operations of Eastland County, it is not intended to and does not present the financial position, changes in net assets, or cash flows of Eastland County.

1. Summary of Significant Accounting Policies

Expenditures reported on the Schedule are reported on the modified accrual basis of accounting. Such expenditures are recognized following the cost principles contained in the Uniform Guidance, wherein certain types of expenditures are not allowed or are limited as to reimbursement. Negative amounts shown on the Schedule represent adjustments or credits made in the normal course of business to amounts reported as expenditures in prior years.

2. Indirect Cost Rate

The 10% de minimis cost rate as permitted in the UG, Section 200.414 is used.